

aec 2025
ASIAN EUS CONGRESS



Taipei International
Convention Center (TICC)
TAIPEI, TAIWAN

CONFERENCE

PROGRAMME

21 - 22 JUNE 2025



**Asian
EUS
Group**

EVIS EUS Endoscopic Ultrasound Center

EU-ME3

Advancing the Dimensions of Endosonography



TABLE OF CONTENT

Sponsors and Endorsements	4
Welcome Message	5
About Asian EUS Congress	7
Congress Information	8
Programme Highlight	10
Programme	11
The Organizing Committee	17
Meet The Speakers	26
Australia	
China	
Hong Kong	
India	
Indonesia	
Japan	
Malaysia	
Philippines	
Saudi Arabia	
Singapore	
South Korea	
Taiwan	
Thailand	
United Arab Emirates	
USA	
Vietnam	

Thank You to All Supporting Organizations and Sponsors

The Organizing Committee of the Asian EUS Congress (AEC) 2025 would like to extend our heartfelt gratitude to all the organizations and individuals who have contributed to the success of this event. Your invaluable support has been instrumental in making AEC 2025 possible and impactful.

Organizers

We express our deepest appreciation to the Asian EUS Group (AEG) and the Taiwan Interventional Pancreatobiliary Endoscopy Society (TIPES) for their leadership and dedication in organizing this congress.



Co-Organizers

Thank you to our co-organizing partners for their significant contributions:



Sponsors

We are immensely grateful to our sponsors for their generous support, which has enabled the realization of this event.



Endorsed By

A special thank you to the following organizations for their encouragement and assistance:





Hsiu-Po Wang

Chairman of AEC 2025

MESSAGE FROM CHAIRMAN OF AEC 2025

Asian EUS Congress is the major congress of Asian EUS group (AEG) and has been biannually held since 2015 (Seoul). The Asian EUS Congress 2025 (AEC 2025) is the 5th AEC and will be held on June 21-22, 2025 at Taipei, a city with special hospitality. The Taiwan International Conventional Center (TICC) is located beside the Taipei 101.

Since AEC 2023 at Hong-Kong, two years passed. During these two years, more EUS techniques mature and more devices for interventional EUS are invented. I and Dr. Nonthalee Pausawasdi (Vice Chairman of AEC 2025) put forward “Moving beyond boundaries” for the congress. With the core missions of AEG - EUS training and education and professional development of endosonographers, the Organizing Committee of AEC 2025 organizes update and comprehensive program including the “beyond the boundaries” EUS procedures and hand-on training program with new generation models. Besides, during the conference, participants will have the opportunity to meet the experts, to share the experience with colleagues and to expand horizons from sponsors and exhibitors.

We will make all-out effort to provide a multi-directional AEC 2025. Welcome all of you to join AEC 2025 with enjoying friendship and knowledge and move beyond boundaries.



Mitsuhiro Kida

Chairman of AEG

MESSAGE FROM CHAIRMAN OF AEG

It is my great pleasure to announce the AEG Asian EUS Congress (AEC), organized by Professor Hsiu-Po Wang, our congress chairman. This exciting event will take place in the vibrant city of Taipei, Taiwan on June 21-22nd, 2025. As the Chairman of AEG, I am thrilled to share that our organization has grown to 95 members across 22 Asian countries and prestigious society.

As you know, the primary aims of AEG are to disseminate EUS knowledge and experience, establish guidelines of EUS, and promote multicenter trials on EUS. The AEC, held every 2 years, serves as a cornerstone for sharing invaluable insights in EUS. Professor Hsiu-Po Wang, a distinguished professor at National University Taiwan Hospital, has prepared wide spectrum program including basic to advanced issues and live demonstrations etc.

We hope to foster a collaborative environment where we can share our knowledge and experiences, discuss clinical problems, and explore effective solutions together at the upcoming AEC! Additionally, we look forward to indulging in Taiwan's delicious cuisine and experiencing its beautiful sights during this wonderful season. We sincerely welcome your participation and encourage you to present your work at AEC in Taiwan. We eagerly anticipate meeting you in person and engaging in fruitful discussions!



ABOUT AEC

The 5th Asian EUS Congress (AEC 2025), a biannually event set to take place on June 21-22, 2025, in Taipei. Following the success of AEC 2023 in Hong Kong, the past two years have witnessed significant advancements in EUS techniques and the introduction of innovative interventional EUS devices. Under the compelling slogan of AEC 2025 "Moving Beyond Boundaries", the Organizing Committee meticulously organize an update and perspective program.

In the AEC 2025, the education programs include the diagnostic EUS and advanced hands-on model training. The programs of diagnostic EUS include shear-wave elastography. The pros and cons will be discussed. EUS-tissue acquisition will include through-the-needle biopsy and EUS- TA for genome analysis. A session discussing all the devices of interventional EUS is scheduled in the program. For the hands-on training, the AEC 2025 provides HGS, HDS, CBD, GJ, Pseudocyst, RFA and coil-embolization of varices. Several second-generation models will be used.

Interventional EUS has gradually been accepted. More experience with breaking the limit will be presented in the sessions of biliary, pancreatic, GI anastomosis & liver fields. All the LAMs available in Asia will be presented and discussed in one session. Other updates of interventional EUS include anti-tumor treatment, vascular treatment, and procedures through the ESCR.

For collaboration between each Asian country and area, AEC 2025 will hold APBA symposium, WEST & EAST Asia EUS symposium. Two important lectures are the Presidential lecture by Professor Mitsuhiro Kida and Asian EUS Group Prestigious lecture by Professor Kenjiro Yasuda.

AEC 2025 believes all the participants will have two fulfilling days.




CONGRESS INFORMATION

Date and Venue

Date: 21-22 June, 2025
Venue: Taipei International Convention Center (TICC)
Address: No. 1, Section 5, Xinyi Rd, Xinyi District,
Taipei City, Taiwan 11014
Phone: +886 (2) 2725-5200 (ext 3000 / 3151)
Website: <https://www.asianeuscongress.org/>



How to get to TICC

-  By Car to Sec. 5 Xinyi Road
-  By bus no. 207, 537, Xinyi Line or Blue 5 or no. 1, 284, 292, 611 or 650 to Taipei World Trade Center
-  By Taipei MRT: Take Taipei MRT-Bannan Line (捷運板南線) to MRT Taipei City Hall Station (捷運市政府站).

Registration

- Registration counter will be opened from 8 am to 5 pm on June 21 & 22 at Lobby area

Conference Access

Delegates are entitled to:

- Attend the sessions at Hall 1, 2, 3 and 4
- Tea break refreshments and lunch at Hall 1 Room 101
- Receive the delegate kit and all official publications
- Access to exhibition area in foyer and corridor area

Hands-On Training (For Enrolled Delegates Only) at Hall 4 Room 105

- Please refer to your registered session to attend

Dinner Symposium and Gala Dinner At Grand Hyatt Hotel, Grand Ballroom I, 3/F

- For enrolled delegates only

Name badges

- Please put on the name badge at all times for all sessions. Entry and catering service may be denied for participants not wearing the badges.

Official Language

- The official language of the congress is English.

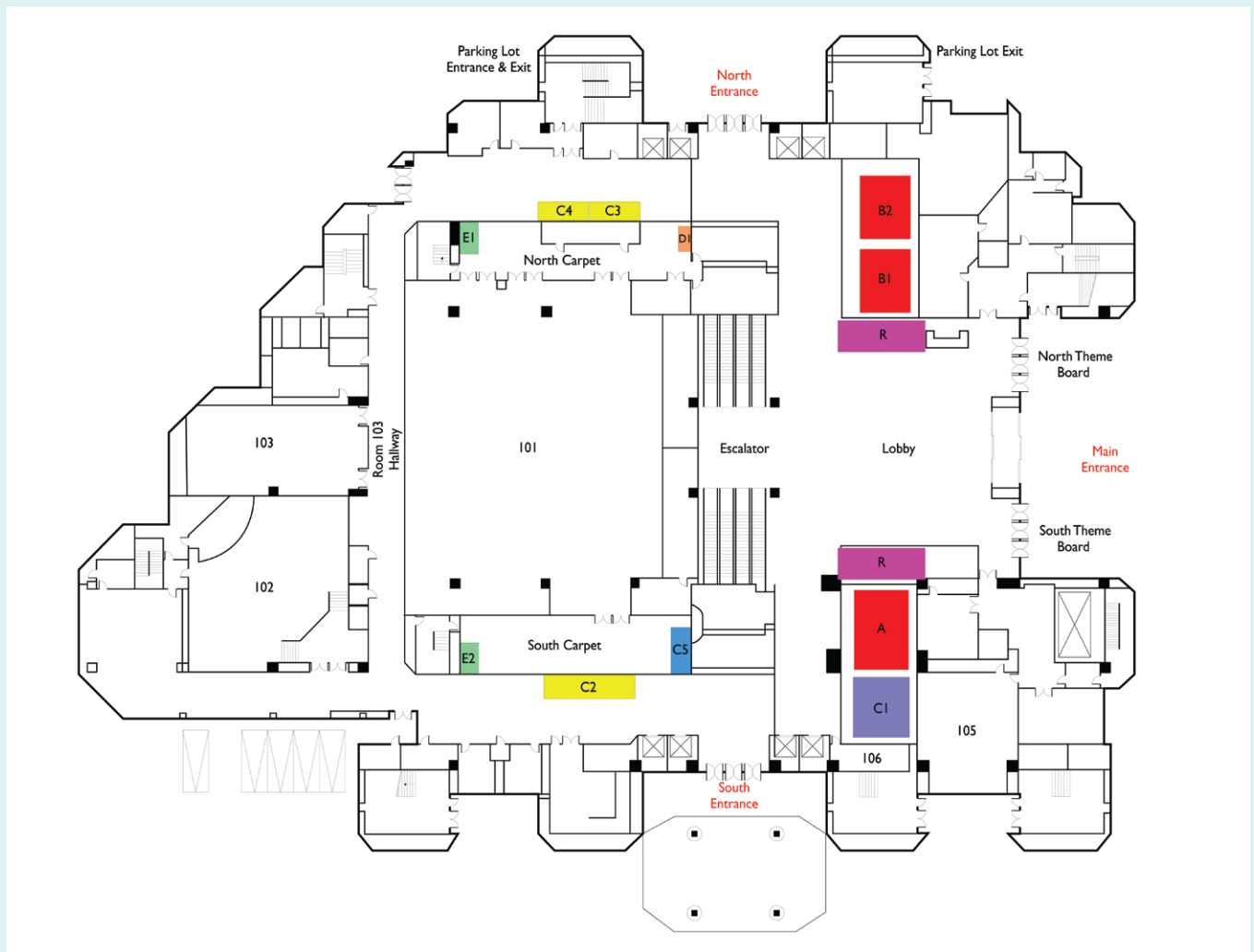
Internet Service

- Wireless broadband is available at the conference area
- SSID : TICC Free Wifi

What to do around TICC

- Taipei 101 Shopping Mall
- Tonghua Night Market
- Xinyi Commercial District

FLOOR PLAN TICC



Meeting Room Location:

Hall 1 at Room 101
Hall 2 at Room 102
Hall 3 at Room 103
Hands-on Training at Room 105

Exhibit Area

- | | |
|---------------------|----------------------------------|
| A (South Foyer) | - Olympus |
| B1 (North Foyer) | - Boston Scientific |
| B2 (North Foyer) | - Mitech, Crystalvue & Kaneka |
| C1 (South Foyer) | - ERA Biotech, Microtech, Steris |
| C2 (South Corridor) | - Cook Medical |
| C3 (North Corridor) | - Taewoong Medical |
| C4 (North Corridor) | - Medical Imaging Corporation |
| C5 (South Carpet) | - Standard Sci Tech |
| D1 (North Carpet) | - Robocore |
| E1 and E2 | - Booth Presentations |
| Area R | - Registration Area |

PROGRAM HIGHLIGHTS 2025

DAY 1

Presidential Lecture by Mitsuhiro Kida

Lunch Symposium

Live demonstration

Oral and video presentation

Hands-On Training

Booth Presentations

Dinner Symposium and Gala Dinner

DAY 2

Asian EUS Group Prestigious Lecture by Kenjiro Yasuda

Satellite Symposium

Moving beyond boundaries

Booth Presentations

Award and closing ceremony

Time	Hall 1	Hall 2	Hall 3	Hall 4
	Room 101	Room 102	Room 103	Room 105
0800-0830	REGISTRATION			
0830-0930	A-1 Update of EUS-tissue acquisition Chairs: Ichiro Yasuda Yuk Tong Lee EUS-FNA/B for pancreatic solid tumor Takuji Iwashita EUS-EUS-FNA/B for pancreatic cystic tumor Yang Ai Ming EUS-TTNB/TTNI Pradermchai Kongkam EUS-TA for genome analysis Reiko Ashida Discussants: Frederick Dy Yuk Tong Lee Nam Nguyen	B-1 Update of diagnostic EUS Chairs: Masayuki Kitano Tae-Hyeon Kim Contrast-enhanced harmonic EUS Masayuki Kitano Shear-wave elastography EUS Raymond Tang Detective flow imaging EUS Shunsuke Omoto CAD derived from CEH-EUS Kuan-Chih Chen Discussants: Alex Leow Jonard Tan Co	C-1 Poster Oral Presentation Chairs: Sang Hyub Lee Mamoru Takenaka Presenter 1 Nam Nguyen Presenter 2 Sesha Chalapati Rao Achanta Presenter 3 Gunn Huh Presenter 4 Jacquelyn Fok Presenter 5 Anniruddha Pratap Singh Scorers: Dong-Wook Oh Radhika Chavan Ho Dang Quy Dung Yuki Tanisaka	H-1 EUS-guided hepaticogastrostomy (HGS) Station 1: MIT Tae Jun Song Station 2: MIT Praveer Rai Station 3: DEUS Min Jae Yang Station 4: Boston plastic stent Vikram Bhatia Thawee Ratanachu-EK Jirat Jiratham-Opas Aroon Siripun Kannikar Laohavichitra
0930-1030	A-2 Interventional EUS of liver Chairs: Jiann-Hwa Chen Anthony Teoh Imaging diagnosis liver lesions by EUS Dong-Wook Oh EUS-guided tissue acquisition of liver tumor Vikram Bhatia EUS-guided ablation of liver tumor Jiann-Hwa Chen EUS-guided liver abscess drainage of right hepatic lobe Takeshi Ogura Discussant: Reiko Ashida	B-2 APBA Symposium Chairs: Dong Wan Seo Hsiu Po Wang Ichiro Yasuda Rungsun Rerknimitr Japan's Perspective Susumu Hijioka Korea's Perspective Tae Jun Song Thailand's Perspective Parit Mekaroonkamol Taiwan's Perspective Yu-Ting Kuo Discussant: No Discussant	C-2 Video Presentation Chairs: Charing Ching-Ning Chong Payal Saxena Presenter 1 Chaloemphon Boonmee Presenter 2 Victor Hau Siew Fung Presenter 3 Shivam Khare Presenter 4 Sridhar Sundaram (Chalapati Rao) Presenter 5 Saurabh Mukewar Scorers: Sang Hyub Lee Toshio Fujisawa Radhika Chavan Jahangeer Basha	H-2 EUS-guided choledochoduodenostomy (CDS) Station 1: HotAxios Chi-Ying Yang Station 2: Hot-Spaxus Jong Ho Moon Station 3: DEUS Min Jae Yang Station 4: Boston FCMS Nonthalee Pausawasdi Thawee Ratanachu-EK Jirat Jiratham-Opas Aroon Siripun Kannikar Laohavichitra
1030-1100	Break & Booth Presentation			
1100-1115	Opening Ceremony			
1115-1145	L-1 Asian EUS Group Presidential lecture - Mitsuhiro Kida			
1145-1245	S-1 - Lunch Symposium			

Time	Hall 1	Hall 2	Hall 3	Hall 4
	Room 101	Room 102	Room 103	Room 105
1300-1400	A-3 Live Demonstration Session 1 Chairs: Dong-Wan Seo Nonthalee Pausawasdi Operators: NTUH: Yu-Ting Kuo Takao Itoi Tae Jun Song CGMH: Mu-Hsien Lee Anthony Teoh Pradermchai Kongkam, Yung-Kuan Tsou Nai-Jen Liu Discussants: Yuk Tong Lee Jong Ho Moon	B-3 Instruments of Intervention EUS Chairs: Vinay Dhir Akio Katanuma Needle / Puncture / Guidewire Nao Fujimori Mechanical Dilator Takeshi Ogura Cautery Dilators Mohan Ramchandani Stents-plastic & Metallic Yun Nah Lee Discussants: Alex Leow Sang Soo Lee	C-3 Basic EUS Chairs: Christopher Jen Lock Khor Tae-Hyeon Kim Key Ultrasound Principles, and basics of EUS Equipment Vikram Bhatia Linear EUS Mediastinal Anatomy Jahangeer Basha EUS Utility in Management of Sub-Epithelial Lesions Payal Saxena Linear EUS Pancreato-biliary Anatomy Stanley Khoo Discussants: Woo-Hyun Paik Charing Ching-Ning Chong	H-3 EUS-guided GB drainage (GBD) and Pseudocyst drainage (PD) Station 1: GDB HotAxios Shannon Chan Station 2: GDB-ZEUS Thawee Ratanachu-EK Station 3: (PC HotAxios) Nikhil Sonthalia Station 4: (PC ZEUS) Jiann-Hwa Chen Jirat Jiratham-Opas Aroon Siripun Kannikar Laohavichitra
1400-1500	Session 2 Chairs: Sundee Lakhtakia Ang Tiing Leong Operators: NTUH: Yu-Ting Kuo Takao Itoi Tae Jun Song CGMH: Chi Huan Wu Anthony Teoh Pradermchai Kongkam Yung-Kuan Tsou Nai-Jen Liu Discussants: Jong Ho Moon Dong Wan Seo	B-4 Best Practice for EUS-guided Pancreatic Intervention Chairs: Yuk Tong Lee Christopher Jen Lock Khor EUS guided pancreatic duct drainage in chronic pancreatitis : Challenges and unmet needs Nikhil Sonthalia EUS guided ablation in solid pancreatic tumors: How to optimize outcomes Payal Saxena EUS guided intervention in postoperative pancreatic leaks and fistulas Yousuke Nakai Update application of EUS for pancreatic cystic tumors Christopher Jen Lock Khor Discussants: Jonard Tan Co Ammar Saud Ali Alotaibi	C-4 EUS-guided tissue acquisition for non-biliarypancreatic organs Chairs: Koji Matsuda Frederick Dy EUS-TA for subepithelial tumor Tae-Hyeon Kim EUS-TA for mediastinal lesions Jahangeer Basha EUS-TA for adrenal gland, lymph node and spleen Cosmas Rinaldi Lesmana EUS-TA for pararectal lesion Jahangeer Basha Discussants: Yogesh Shastri Jiann-Hwa Chen	H-4 EUS-coil embolization (COOK needle) Station 1: Mohan Ramchandani Station 2: Atsushi Irisawa Station 3: Mu-Hsien Lee, Jung-Chun Lin Station 4: Radhika Chavan Thawee Ratanachu-EK Jirat Jiratham-Opas Aroon Siripun Kannikar Laohavichitra
1500-1530	Break & Booth Presentation			

Time	Hall 1	Hall 2	Hall 3	Hall 4
	Room 101	Room 102	Room 103	Room 105
1530-1630	<p>A-4 Cutting edge of EUS-guided biliary drainage and long-term outcome</p> <p>Chairs: Hsiu Po Wang Hiroyuki Isayama</p> <p>EUS-RV Vinay Dhir</p> <p>EUS-HGS and Antegrade Intervention Nao Fujimori</p> <p>EUS-CDS Tanyaporn Chantarajanasiri</p> <p>EUS-BD for right IHDs (CDS & Bridging) Yousuke Nakai</p> <p>Discussants: Sang Soo Lee Stanley Khoo</p>		<p>C-5 EUS for indeterminate biliary stricture</p> <p>Chairs: Jong Ho Moon Shomei Ryozaawa</p> <p>EUS imaging for indeterminate biliary stricture Tomohisa Iwai</p> <p>Intraductal EUS for indeterminate biliary stricture Tadahisa Inoue</p> <p>EUS-guided tissue sampling for indeterminate biliary stricture Min Jae Yang</p> <p>Pros and cons of cholangioscopy and EUS for indeterminate biliary stricture Jong Ho Moon</p> <p>Discussants: Koji Matsuda Yuk Tong Lee</p>	<p>H-5 EUS-guided gastrojejunostomy (GJ)</p> <p>Station 1: Direct EUS-GJ Yu-Ting Kuo</p> <p>Station 2: Direct EUS-GJ Cheuk-Kay Sun</p> <p>Station 3: EPASS Shuntaro Mukai</p> <p>Station 4: EPASS Takao Itoi</p> <p>Thawee Ratanachu-EK Jirat Jiratham-Opas Aroon Siripun Kannikar Laohavichitra</p>
1630-1730	<p>A-5 Interventional EUS for chronic pancreatitis</p> <p>Chairs: Ang Tiing Leong Praveer Rai</p> <p>Tips for EUS-guided Pancreatogastrostomy Yousuke Nakai</p> <p>Intraductal treatment of pancreatic stone through the ESCR Toshio Fujisawa</p> <p>EUS-guided intervention for WON Praveer Rai</p> <p>EUS-guided pain therapy in CP Takuji Iwashita</p> <p>Discussants: Nikhil Sonthalia Tadahisa Inoue</p>	<p>B-5 Interventional EUS for GI anastomosis</p> <p>Chairs: Takao Itoi Anthony Teoh</p> <p>EPASS and its longterm outcome Takao Itoi</p> <p>Direct puncture EUS-GE Yu-Ting Kuo</p> <p>EUS-GE for Benign GOO Nonthalee Pausawasdi</p> <p>Trouble Shootings of EUS-GE: How to avoid and manage Kenneth Frank Binmoeller</p> <p>Discussants: Shannon Chan Thawee Ratanachu-EK</p>	<p>C-6 EUS-guided antitumor therapy</p> <p>Chairs: Dong Wan Seo Nam Nguyen</p> <p>EUS-RFA for pancreatic malignancy Tae Jun Song</p> <p>EUS-RFA for pancreatic NET Sundeeep Lakhtakia</p> <p>EUS-irreversible electroporation for pancreatic neoplasm Jae Min Lee</p> <p>EUS guided intratumour radiation therapy for PDAC: recent advances Nam Nguyen</p> <p>Discussants: Pradermchai Kongkam Jiann-Hwa Chen</p>	<p>H-6 EUS-guided RFA or EUS-guided FNB</p> <p>Station 1: RFA Dong-Wook Oh</p> <p>Station 2: RFA Meng-Ying Lin, Szu-Chia Liao</p> <p>Station 3: FNB Boston, Mediglobe Ho Dang Quy Dung, Cosmas Rinaldi Lesmana</p> <p>Station 4: FNB COOK, Tritant Yuki Tanisaka, Long Nguyen Cong</p> <p>Jirat Jiratham-Opas Aroon Siripun</p>
1830	Dinner Symposium and Gala Dinner (Grand Hyatt 3/F Grand Ballroom 1)			

Time	Hall 1	Hall 2
	Room 101	Room 102
0800-0830	REGISTRATION	
0830-0930	<p>A-6 LAMs for interventional EUS</p> <p>Chairs: Takao Itoi, Jong Ho Moon</p> <p>HotAxios Kenneth Frank Binmoeller</p> <p>Spaxus Yun Nah Lee</p> <p>Z-EUS-IT Thawee Ratanachu-EK</p> <p>How to select proper LAMS? Anthony Teoh</p> <p>Discussants: Yu-Ting Kuo Tanyaporn Chantarojanasiri</p>	<p>B-6 Interventional EUS for vascular therapy</p> <p>Chairs: Atsushi Irisawa, Mohan Ramchandani</p> <p>Best Practice of EUS-guided coil embolization of varices and aneurysm - safety & complications Mohan Ramchandani</p> <p>EUS-guided treatment for pseudoaneurysm Praveer Rai</p> <p>EUS-guided portal vein liquid biopsy for the diagnosis and treatment of pancreatic ductal adenocarcinoma Lei Wang</p> <p>Do we need portal pressure gradient measurement? Raymond Tang</p> <p>Discussants: Cosmas Rinaldi Lesmana Jung-Chun Lin Mu-Hsien Lee</p>
0930-1030	<p>A-7 Procedures through the ESCR</p> <p>Chairs: Hiroyuki Isayama, Ang Tiing Leong</p> <p>Cholangioscopy through via an EUS-guided HGS route Shuntaro Mukai</p> <p>Pancreatocopy via an EUS-guided PD route Takeshi Ogura</p> <p>Cholecystoscopy via an EUS-guided GBD route Shannon Chan</p> <p>ERCP through the endoscopic GI anastomosis Kenneth Frank Binmoeller</p> <p>Discussants: Yousuke Nakai Yu-Ting Kuo</p>	<p>B-7 Interventional EUS for biliary-pancreatic surgical altered anatomy</p> <p>Chairs: Akio Katanuma, Shomei Ryozaawa</p> <p>EUS diagnosis in patients with surgically altered anatomy Sundeep Lakhtakia</p> <p>EUS-guided transanastomotic drainage for severe biliopancreatic anastomotic stricture in patients with surgically altered anatomy Tomohisa Iwai</p> <p>EUS-guided intervention for biliary anastomotic stricture in patients with surgically altered anatomy Mamoru Takenaka</p> <p>EUS-guided intervention for pancreatic anastomotic stricture in patients with surgically altered anatomy Rajesh Puri</p> <p>Discussants: Toshio Fujisawa Hsiu Po Wang</p>
1030-1100	Break & Booth Presentation	
1100-1130	L-2 Asian EUS Group Prestigious lecture - Kenjiro Yasuda	
1130-1230	S-2 Lunch Symposium	

Time	Hall 1	Hall 2
	Room 101	Room 102
1300-1400	<p>A-8 Troubleshooting of interventional EUS – how to prevent & manage</p> <p>Chairs: Shomei Ryozaawa, Hiroyuki Isayama</p> <p>Complications of EUS-HGS Vinay Dhir</p> <p>Complications of EUS-CDS Kenneth Frank Binmoeller</p> <p>Complications of EUS-GBD Shannon Chan</p> <p>Complications of EUS-PD Shuntaro Mukai</p> <p>Complications of EUS-GJ Yu-Ting Kuo</p> <p>Discussants: Pradermchai Kongkam Woo-Hyun Paik</p>	<p>B-8 WEST & EAST Asia EUS Symposium</p> <p>Chairs: Jiann-Hwa Chen Thawee Ratanachu-EK, Yogesh Manohar Shastri</p> <p>Current EUS training system in Northeast Asia -Korea, Taiwan and Japan Dong-Wan Seo</p> <p>EUS training and international cooperation in Southeast Asia Tanyaporn Chantarojanasiri</p> <p>EUS training, international cooperation and prospect in West Asia Radhika Chavan</p> <p>EUS-past, current and future in the Persian Gulf countries Ammar Saud Ali Alotaibi</p> <p>Commentators: Mitsuhiro Kida Kenjiro Yasuda</p>
1400-1500	<p>A-9 Moving beyond boundaries</p> <p>Chairs: Kenjiro Yasuda, Lawrence Ho, Hsiu Po Wang</p> <p>How to Improve the education of EUS? Thawee Ratanachu-EK</p> <p>Moving beyond the boundaries - what we need for EUS Mitsuhiro Kida</p> <p>Olympus story in EUS Yuichiro Mano and Naoya Furusawa</p>	
1500-1530	Award and closing ceremony	

Booth Presentations

21 June 2025

South - E2		
10.30-10.55	M.I.Tech	Application of HANAROSTENT in EUS-guided Hepaticogastrostomy: Technical Tips and Troubleshooting
15.00-15.25	Cook Medical	Novel techniques for endoscopic hemostasis: hemostatic Spray & clipping device
North - E1		
10.30-10.55	Boston Scientific	EUS-guided intraductal RFA
15.00-15.25	Kaneka	EUS-guided pancreatic duct interventions
Hall 1 - Room 101 - S1 - Lunch Symposium Olympus		
11.45-12.45	Olympus	Advancing the Dimensions of Endosonography in Pancreas and Liver Diseases with EU-ME3 Innovations in EUS Diagnosis with Aplio i800 EUS: Pioneering EUS Technology
Grand Hyatt hotel, 3rd Floor, Grand Ballroom 1		
18.30-end	Olympus	The History of EUS and Procedure Development The Future of EUS Expansion in Asia-Pacific

Booth Presentations

22 June 2025

South - E2		
10.30-10.55	Microtech	New Prospects for EUS-FNB
North - E1		
10.30-10.55	Taewoong	EUS-guided RFA
Hall 1 - Room 101 - S2 - Lunch Symposium M.I.Tech and Boston Scientific		
11.30-12.00	M.I.Tech	New paradigm in EUS stenting with Z-EUS IT
12.00-12.30	Boston Scientific	Application and Case Sharing of EUS-GBD



THE ORGANIZING COMMITTEE

THE ORGANIZING COMMITTEE



Hsiu-Po Wang
Chairman of AEC 2025

Prof. Hsiu-Po Wang, born in 1961, graduated from the College of Medicine, National Taiwan University in 1988. He completed residency and GI fellow training in 1993. Professor Wang is the current President of Taiwan Interventional Pancreatobiliary Endoscopy Society (TIPES) and Professor of Internal Medicine, College of Medicine, National Taiwan University. He is the former President of the Digestive Endoscopy Society of Taiwan (DEST), the former Supervisor of Gastroenterology Society of Taiwan (GEST), the Executive Director of Taiwan Pancreas Society, and he Executive Director of the Taiwan Neuroendocrine Tumor Association (T-NET). Internationally, the current member of steering committee of Asian EUS Group (AEG) since 2013.

After training of gastroenterology in 1993, he serviced in the Division of Gastroenterology, Department of Internal Medicine and Emergency Department of National Taiwan University Hospital at the same time for 14 years and then became the Chief of Division of Endoscopy of National Taiwan University Hospital until 2020 and then the Chief of Department of Gastroenterology and Hepatology for 2 years. Besides his majors of ERCP and EUS/interventional EUS, he also involves emergent endoscopic procedures, IEE, endoscopic tumor ablation - APC/RFA/laser of esophagus/biliary/pancreas, enteroscopy/capsule endoscopy, GI stenting. He has been active in many international meetings and has been invited for chair, speech and live demonstration. He has had more than 500 publications including international textbooks.



Nonthalee Pausawasdi
Co-Chairman of AEC 2025

Nonthalee Pausawasdi received her M.D. degree from Thailand and completed her postdoctoral research training, internal medicine residency, GI fellowship, and advanced endoscopy fellowship training at the University of Michigan, Ann Arbor, USA. She is an Associate Professor of Medicine, GI Division, Department of Medicine, Siriraj Hospital, Mahidol University.

She is the Immediate Past President of the Thai Association for Gastrointestinal Endoscopy (TAGE) and the Program Director for the WGO endoscopy training program at Siriraj Endoscopy Center in Bangkok, Thailand. Also, she co-founded the Women in Gastrointestinal Network Asia Pacific (WIGNAP), a special interest group that connects women in gastroenterology across Asian countries, in 2012, and she is the current President of WIGNAP.

Furthermore, she serves as the Chair of Women and Leadership committee, Asian Pacific Association of Gastroenterology (APAGE), Co-chair of the outreach program for Asia-Pacific, World Endoscopy Organization (WEO), treasurer, Asian EUS Group (AEG), Vice president, the Gastrointestinal Endoscopy Taskforce Asian Pacific (GI-TAP), and committee member, the Asia-Pacific Society of Digestive Endoscopy (A-PSDE). She has been working on many projects to improve the quality of endoscopy training in underserved areas worldwide.

She is a member of the editorial boards for many reputed journals, including GIE, EUS journal, and TIGE. She has published over 90 papers in peer-reviewed journals. Her clinical and research interests are in the area of ERCP, EUS, and bariatric endoscopy.

THE ORGANIZING COMMITTEE



Mitsuhiro Kida

Chairman of
Asian EUS Group

Dr. KIDA is now the chairman of Asian EUS Group (AEG) and executive consultant of endoscopy center of Kitasato University hospital in Sagami-hara, Japan.

He graduated from department of medicine, Kitasato University at 1981 and started medical residency. He got PhD degree by Endoscopic Ultrasonography in the diagnosis of the depth of gastric cancerous invasion; Differential Diagnosis between cancerous invasion and fibrosis of the Co-existing ulcer, and also became assistant professor from 1989. He went to abroad to study ERCP with professor N. Soehendra of Hamburg university in 1993-1994, and taught "Japanese-styled endoscopy" as a guest lecturer at Munich technical university hospital in 1999 with professor M. Classen's invitation. He became Acting director of Endoscopy department of Kitasato University East hospital from 2008 and associate professor from 2011. He became director of Kitasato University Endoscopy Center from 2013 and professor of Gastroenterology from 2016. He also became emeritus professor of Shanghai Changhai hospital in 2003, emeritus professor of Jilin University in 2012, and honoray member of the Hungarian Society of Gastroenterology in 2022. He finally became guest professor of Gastroenterology from 2022.

He has written more than 250 English papers on UGI and Bilio-Pancreatic area, concerning about Endoscopy, ERCP, Balloon enteroscopy, EUS, EUS-FNA, Therapeutic EUS, and molecular analysis of biliary and pancreatic samples.



Anthony Teoh

Vice Chairman of
Asian EUS Group

Dr Anthony Y. B., TEOH is currently an Honorary Consultant Surgeon in the Hong Kong Sanatorium Hospital. He was previously the Deputy Director of Endoscopy and Professor in The Chinese University of Hong Kong. He is also the Chairman of the WEO research subcommittee, President of the Hong Kong Hernia Society and Vice president of the Asian EUS group. He also serves as Secretary to the Hong Kong EUS society. He is also a council member of the Hong Kong College of Surgeons, Hong Kong Hernia society, Hong Kong society of Robotic surgery and Hong Kong Society of Digestive Endoscopy. He graduated from the Chinese University of Hong Kong in 2001. After completing his surgical training, he has received overseas training in many international centres including the Kitasato University East Hospital and the Cancer Institute Hospital (Ariake) in Japan, the University of Washington, Cornell University and Stanford University in USA. His research interests are multifold and these include advanced interventional endoscopic ultrasonography (EUS) and endoscopic retrograde cholangiography (ERCP), minimally invasive upper gastrointestinal cancer surgery, hernia surgery and robotics surgery. He is a winner of multiple awards including 2019 Asian Pacific Digestive Week Emerging Leaders Lectureship, Carlos Pellegrini Traveling Fellow, American Society for Gastrointestinal Endoscopy endoscopic research awards, the GB Ong and Li Shield's Medal (best candidate in the fellowship examinations both locally and internationally).

He has served as a Visiting Professor to the Stanford Medical Center, Fujian University Medical Hospital, Consultant for Hepatopancreatobiliary Minimally Invasive Surgery Institute of Central South University. In addition, he is currently an Associate Editor for Gastrointestinal Endoscopy, Digestive Endoscopy, Endoscopy International Open and Techniques in Gastrointestinal Endoscopy. His other editorial board experiences include several internationally renowned journals: Clinical gastroenterology and hepatology, VideoGIE, Endoscopic ultrasound, Saudi journal of gastroenterology, World journal of Gastrointestinal endoscopy and World Journal of Gastroenterology. He has obtained over \$10 million HKD in research grants, published over 180 journal papers and written 22 book chapters. He is currently a Consultant for Boston Scientific, Cook, Taewoong, Microtech, M.I. Tech and CMR Medical Corporations.

THE ORGANIZING COMMITTEE



Yang Ai Ming

Steering Committee
Member

Yang Aiming is the director, professor, chief physician and doctoral supervisor of the Department of Gastroenterology at Peking Union Medical College Hospital. He graduated from Peking Union Medical college as MD. He is a leading figure in gastroenterology and endoscopy in China, a central health care consultant expert and a national health commission outstanding contribution young and middle-aged expert. He has made outstanding contributions in the diagnosis and treatment of digestive system diseases, the innovation and promotion of endoscopic technology, and the education and training of gastroenterology.

He also serves as a leader or editorial board member of several academic organizations and journals, participates in many national and provincial research projects, receives multiple scientific awards, and publishes a large number of high-level academic papers and monographs.



Jin Zhen-Dong

Steering Committee
Member

Professor Zhendong Jin, is currently the executive director and professor of Gastroenterology Department, Changhai Hospital in Shanghai. He engages in the diagnosis and treatment of digestive disease using endoscopy for 40 years, and his achievement is mainly in application of endoscopic ultrasonography (EUS) in clinical practice.

He served as executive chairman the 17th international conference on endoscopic ultrasonography in 2010. At present, he serves as Asia-pacific endoscopic ultrasonography union commissioner, executive member of digestive endoscopy expert committee in Chinese national center for quality control, president-elect of Chinese Society of Digestive Endoscopy, vice director of digestive endoscopy professional committee of Chinese Medical Association, director of ultrasonic endoscopy professional committee of Chinese Medical Association, member of Chinese Association of Gastroenterologist & Hepatologist.

He also serves as associate editor in multiple high-impact journals, including Endoscopic Ultrasound Journal (IF = 5.628), Chinese Journal of Digestive Endoscopy, Chinese Journal of Gastrointestinal Endoscopy.

He was awarded as National Famous Doctor and Outstanding Achievement award in China and acquired special government allowance from Chinese State Council. He has published more than fifty research articles aiming for reporting the advanced methodology to perform EUS and using EUS to facilitate clinical diagnosis and therapy in multiple high-impact journal, including GUT, GIE and Endoscopy, etc.

THE ORGANIZING COMMITTEE



Sundeep Lakhtakia

Steering Committee
Member

Sundeep Lakhtakia, is the Director of Endoscopy & EUS, at the Asian Institute of Gastroenterology, AIG Hospitals, Hyderabad, India.

He is an adjunct Professor at Johns Hopkins University, Baltimore, USA, and a visiting Professor to Kasturba Medical College (KMC) Manipal Hospital, He has served as the President, Society of GI Endoscopy of India (SGEI, 2022-23) after successfully completing three years as Secretary-General (2018-21). He is the Governing Council Member, Indian Society of Gastroenterology (ISG; 2022-24, 2025-27). He is the current member & past vice-chairman of International Committee of American Society for Gastrointestinal Endoscopy (ASGE). He is the steering committee member of "Asian EUS Group". He has more than 220 original publications in international & national indexed journals along with several book chapters. He has co-authored several current guidelines in Endoscopy in Asia and Europe. He is a peer reviewer in many indexed national and international journals, and an invited expert, including live courses, for major international and national endoscopy conferences.

He has received numerous awards and scholarships during his academic career, including prestigious "Crystal Award for International Service" from ASGE at Washington DC in 2024. He has been awarded Fellowships of American Society of GI Endoscopy (ASGE), American College of Gastroenterology (ACG), and Japanese Gastroenterological Endoscopy Society. And awarded Master ISG, and Master SGEI.



Tae-Hyeon Kim

Steering Committee
Member

Dr. Tae Hyeon Kim is the Director of the Biliopancreas Section and a Professor at Wonkwang University College of Medicine, Korea, a position he has held since 2013. He obtained his medical degree and completed his internal medicine residency at Wonkwang University Hospital before earning his Ph.D. from Jeonbuk National University College of Medicine in 2001.

Dr. Kim received advanced training in interventional endoscopy and EUS for pancreaticobiliary diseases at Wonkwang University Hospital and Asan Medical Center. His research focuses on advanced interventional EUS, including biliary and pancreatic duct drainage, pancreatic fluid collection drainage, and EUS-guided fine-needle biopsy (FNB). He is also actively involved in therapeutic ERCP, pancreatic cystic lesions, biliopancreatic cancer diagnosis and treatment, and early pancreatic cancer detection using EUS and ERCP with cytology. He published many papers for interventional endoscopy such as ERCP and EUS related procedures.

A prolific researcher, Dr. Kim has authored over 80 research papers and contributed to two book chapters in the field of interventional endoscopy. He has served as a Visiting Professor at Washington University Hospital, Director of the EUS Research Committee in the Korea Society of Gastroenterology, and a Steering Committee Member of the Asian EUS Group.

Beyond research, he plays a key role in advancing EUS education and training in Korea and internationally. His contributions have significantly impacted the field of interventional endoscopy, enhancing the diagnosis and treatment of pancreaticobiliary diseases. Dr. Kim remains committed to innovation and education, shaping the future of EUS and ERCP procedures worldwide.

THE ORGANIZING COMMITTEE



Ang Tiing Leong

**Steering Committee
Member**

Professor Ang is Senior Consultant, Department of Gastroenterology and Hepatology, and Head Research, at Changi General Hospital, Singapore. He is Clinical Professor at Duke-NUS Medical School and Adjunct Professor at Yong Loo Lin School of Medicine, National University of Singapore and Lee Kong Chian School of Medicine, Nanyang Technological University.

He has subspecialty clinical interests in therapeutic ERCP and interventional EUS and other advanced endoscopic procedures. His current research interests include the use of image enhancement technologies and artificial intelligence in endoscopy, and gut microbiome. He is Chairperson of the Gastroenterology Residency Advisory Committee.

He is Council member of Academy of Medicine, Singapore (AMS), Asian Pacific Association of Gastroenterology (APAGE) and Chair of APAGE Taskforce on Green and Sustainability in Gastroenterology. He previously served as Chief, Department of Gastroenterology and Hepatology, Changi General Hospital, President of the Gastroenterological Society of Singapore, and Chairperson of the Chapter of Gastroenterologists, AMS.



Vinay Dhir

Advisory

Dr Dhir did his advanced endoscopy fellowship at the Academic Medical Centre Amsterdam in 1994. Currently he is the Chairman of Institute of Digestive Liver Care, S L Raheja Hospital, Mumbai, India.

His principle interests are Interventional hepatobiliary endoscopy including interventional EUS. Dr Dhir has more than 100 original articles and 60 abstracts published in peer reviewed journals. He has written 12 book chapters.

Dr Dhir was the first convener of the EUS working group of India set up by SGEI. He is on the steering committee of Asian EUS group. He is the Secretary of Association of Interventional GI Endoscopy of India (AIGE). Over the past decade he has trained more than 100 National and International students in EUS. Recently he has created a 3D printing model for hands on training in EUS-guided biliary drainage.

THE ORGANIZING COMMITTEE



Kenjiro Yasuda

Advisory

Dr. Kenjiro Yasuda graduated from Kyoto Prefectural University of Medicine in Kyoto, Japan in 1978, and received postgraduate training of internal medicine at Kyoto City Hospital. He started GI endoscopy at Biwako GI Hospital from 1981 and he had learned gi and pancreato-biliary endoscopy from Prof. Nakajima M, pioneer of EST. This relationship lasted for long time. From 1983, he has worked at Department of Gastroenterology, Kyoto Second Red Cross Hospital and Director of Dept. of Gastroenterology from 2000 and Vice President of the hospital from 2012.

His special field is diagnostic and therapeutic endoscopy, especially in bilio-pancreatic systems, and he also has clinical and research interest in GI endoscopy. However, his biggest highlights and achievement are on the development and distribution of endoscopic ultrasonography (EUS). He has started clinical uses of EUS from 1981 as a pioneer of EUS. Since then, he has worked for the improvement of EUS systems and wide spreading of clinical applications of EUS and interventional EUS. He participated as an invited faculty member in the meetings and tutorial courses, live demonstration session all over the world.

He retired from his job at the end of Mar. 2018. But he still works for the gastroenterology department of Kyoto Second Red Cross Hospital and he has started doing a weekend vegetable garden in his hometown Suzuka city, Mie prefecture. He enjoys farming.



Dong Wan Seo

Advisory

Pf. Dong Wan Seo is a specialist on pancreatico-biliary endoscopy and EUS. His current position is a full professor and Chairman of Department of Internal Medicine, University of Ulsan Medical College, Asan Medical Center which is the largest teaching hospital in South Korea.

He has created a lot of advanced endoscopy works to the World of GI Endoscopy including his own classification of cholangioscopic reading, EUS-guided treatment of pancreatic cystic tumors and EUS-guided ablation therapy of pancreatic solid tumor. He is actively conducting many studies related to interventional EUS.

Prof. Seo served as Secretary General of World Endoscopy Organization (WEO) from 2013 to 2017, and Chairman of Steering Committee of World Congress of Endoscopy 2020 (ENDO 2020) and as co-chair of ENDO 2024. Pf. Seo started WEO International School of EUS (WISE) from 2018 and educated more than 250 young endosonographers globally. He is current President of Korean Pancreato-Biliary Association (KPBA).

THE ORGANIZING COMMITTEE



Lawrence Ho
Advisory

Professor Ho is Professor of Medicine, National University of Singapore (NUS); Senior Consultant, National University Hospital (NUH); and Director, Centre for Innovation in Healthcare, National University Health System (NUHS). Besides being an accomplished endoscopist, he is an established international key opinion leader, being conferred the honorary International Life Membership of the Society of Gastrointestinal Endoscopy of India, and made Fellow of Japan Gastroenterological Endoscopy Society, to recognize his significant contributions to the field of gastrointestinal endoscopy. Experienced in spearheading collaboration between researchers in Asia, he was the Founding Chairman of the Asian EUS Group. He also is the Founding Co-Chairs Gut & Obesity in Asia ("Go Asia") Workgroup, and the US NIH-NCS initiated Asian Barrett's Consortium.

A proven clinician innovator and experienced entrepreneur, he co-invented the Master and Slave Transluminal Endoscopic Robot (MASTER), which has since been spun-off into the start-up, Endomaster Pte Ltd. He also founded two other start-up companies, Endofotonics Pte Ltd, a molecular AI based realtime diagnostic system, and Endopil Pte Ltd, an ingestible weight loss balloon capsule. He received the Singapore President's Technology Award in 2012. He has held 6 US-granted patents in medtech products.

He was President of Gastroenterological Society of Singapore in 2005. In recognition of his outstanding contributions to the medical profession as a leading expert, the Ministry of Health Singapore awarded him the prestigious Distinguished Senior Clinician award 2017. He was conferred the Public Administration Medal (Bronze) 2017 for his distinguished service to public administration.



Jiann-Hwa Chen
Secretary-General of
AEC 2025

Dr. Chen is interested in interventional endoscopy including endoscopic retrograde cholangiopancreatography (ERCP), endoscopic ultrasonography (EUS), fine needle aspiration (EUS/FNA) and interventional EUS. I received short term interventional EUS training at the University California Irvine medical center by Professor Chang in 1999. I was the coordinator of Taiwan Therapeutic Endoscopic Workshop (TTEW) from 2012 to 2019. I was the councilor of Taiwan interventional pancreatobiliary endoscopy society from 2023 until now.

I was also the Co-organizer of Taiwan AEG interventional EUS workshop 2020 which is held in Taitung on November 13, 2020. The topic is EUS-guided Drainage and contrast enhanced Harmonic EUS. I won the prize of best poster of EUS summit in 2021. Nowadays, I am devoted to the interventional EUS for liver disease and pancreatic ablation therapy. I am the chief of the gastroenterology and Hepatology division and the director of the endoscopic unit and preventive medicine center of Taipei Tzu Chi hospital.

THE ORGANIZING COMMITTEE



Chi-Huan Wu
Deputy Secretary-General
of AEC 2025

Dr. Chi-Huan Wu is an Assistant Professor of Gastroenterology and Hepatology at Chang Gung Memorial Hospital, Taiwan. He graduated from Chang Gung University of Medicine in 2008 and subsequently completed his internal medicine training and gastroenterology fellowship at Chang Gung Memorial Hospital.

Dr. Wu has a special interest in advanced endoscopic procedures, including Endoscopic Retrograde Cholangiopancreatography (ERCP) and Endoscopic Ultrasound (EUS). He is also well-versed in general gastroenterology and hepatology. Over the past decade, his research has focused on the treatment of complications arising from bile duct stones and the use of self-expandable metal stents in managing malignant gastrointestinal tract or biliary obstructions.

Beyond his expertise in therapeutic endoscopy, Dr. Wu is dedicated to the treatment of pancreatic and biliary malignancies. He is committed to providing holistic care for cancer patients, addressing not only their physical health but also considering their emotional, social, and psychological well-being. Dr. Wu's dedication to comprehensive care ensures that his patients receive the highest standard of medical treatment and support throughout their journey.

In addition to his clinical and research endeavors, Dr. Wu is an active member of several professional organizations and has contributed to several peer-reviewed journals. Dr. Wu continues to strive for excellence in patient care and remains passionate about improving outcomes for those affected by gastrointestinal and hepatobiliary diseases.



Yu-Ting Kuo
Deputy Secretary, General
of AEC 2025

Dr. Yu-Ting Kuo is attending physician at the Division of Endoscopy of National Taiwan University Hospital. He graduated from the Medical school of Tzu-Chi University and got Master of Science degree in Epidemiology and Preventive Medicine (MSc) at National Taiwan University. He completed Internal Medicine and Gastroenterology training at the National Taiwan University Hospital. He was also a visiting staff of biliopancreatic department at The University of Tokyo Hospital in 2014. His main interests are all kinds of therapeutic endoscopy, especially endoscopic retrograde cholangiopancreatography (ERCP) and endoscopic ultrasound (EUS)/Interventional EUS in hepato-pancreato-biliary area.

He has been an instructor of EUS education programs in digestive endoscopy society of Taiwan (DEST) since 2016. In addition, he attended different Asia EUS Group (AEG) EUS training programs, including 2nd Prince of Wales Hospital AEG Train the Trainer (TTT) EUS Course in Hong Kong, in 2015, 3rd Focused Interventional Workshop on EUS-guided Drainage of Peri-pancreatic Fluid Collections in Hong Kong, in 2015 and Asian EUS Summit 2016 - Interventional EUS in Seoul Korea, in 2016, respectively. He also completed the training program of 1st WEO International School of EUS (WISE) in 2018.



MEET THE SPEAKERS

AUSTRALIA



Nam Nguyen

Professor Nam Nguyen is Head of Endoscopy at the Department of Gastroenterology, Royal Adelaide Hospital, and a Clinical Professor at the Discipline of Medicine of the University of Adelaide, South Australia. He is an Interventional Gastroenterologist who has specific interest in areas of pancreatobiliary disorders, GI physiology and nutrition, and endo-bariatric interventions. He has expertise and research interest in advanced endoscopic techniques including ERCP, EUS, enteroscopy and EMR. After returning from US, he has an established funded research program (over AU\$4 million up to date) in the areas of nutrition, gut physiology in obesity and chronic liver diseases, interventional endoscopy, and precision medicine in pancreatobiliary cancers. He established the stereotactic body radiation therapy (SBRT) service for treatment of pancreatobiliary in South Australia and is part of the national "MASTERPLAN" trial to evaluate the effect of combined chemotherapy and SBRT for pancreatic cancer.

Currently, his research group also explores the role of intra-tumoural 32P (Oncosil) in the treatment of locally advanced pancreatic cancer. He has trained many local and international endoscopic fellows and supervised 6 PhD candidates. Prof Nguyen has published 178 peer-reviewed papers, 6 editorials and 20 book chapters. He is co-author in 6 original peer-reviewed publications in Nature. He is the current Section Editor of Journal of Gastroenterology and Hepatology, Cancers, Frontiers of Medicine, Endoscopic Ultrasound Journal, World Journal of Gastroenterology, and Critical Care.



Payal Saxena

Associate Professor Payal Saxena is a Gastroenterologist and Endoscopist, sub-specialised in Interventional Endoscopy. She completed her specialist Gastroenterology training in Sydney then travelled to the USA where she undertook a two-year Interventional Endoscopy and Research fellowship at Johns Hopkins Hospital. She is appointed at Royal Prince Alfred Hospital and the Chris O'Brien Lifehouse. She is Associate Professor of Medicine at Sydney University. She has been promoted to Head of Department and Director of Endoscopy at the Chris O'Brien Lifehouse.

A/Prof Saxena performs a vast range of diagnostic and therapeutic endoscopy procedures with a particular interest in pancreatobiliary (EUS, interventional EUS, ERCP) and 3rd space (POEM, ESD) procedures.

A/Prof Saxena published over 130 Journal papers, book chapters and has been invited to present at a variety of national and international conferences. She is on the editorial review board for gastroenterology and endoscopy journals.

She is a co-founder of WIGNAP (Women in GI Network Asia Pacific). She is a consultant for Boston Scientific, Ambu and Erbe.

CHINA



Yang Ai Ming

Yang Ai Ming is the director, professor, chief physician and doctoral supervisor of the Department of Gastroenterology at Peking Union Medical College Hospital. He graduated from Peking Union Medical college as MD.

He is a leading figure in gastroenterology and endoscopy in China, a central health care consultant expert and a national health commission outstanding contribution young and middle-aged expert.

He has made outstanding contributions in the diagnosis and treatment of digestive system diseases, the innovation and promotion of endoscopic technology, and the education and training of gastroenterology. He also serves as a leader or editorial board member of several academic organizations and journals, participates in many national and provincial research projects, receives multiple scientific awards, and publishes a large number of high-level academic papers and monographs.



Lei Wang

Dr Lei Wang 王雷主任医师

消化内科行政主任，医学博士。中华医学会消化内镜分会委员，江苏省医学会消化内镜分会候任主任委员，南京医学会消化内镜分会主任委员，中国抗癌协会常务委员，白求恩基金会消化疾病专业委员会委员，中华医学会医疗成果奖二等奖、江苏省医疗成果奖一等奖获得者，第三届国之名医优秀风范称号获得者，临床主要从事消化道早期肿瘤与胆胰疾病的内窥镜下诊治工作，近五年以第一及通讯作者发表论文100余篇，其中SCI论文40余篇，共申请发明专利3项，出版编译2册，承担省级科研基金2项，市级科研基金4项。

HONG KONG



Charing Ching-Ning Chong

Dr Chong is currently Honorary Associate Professor in the Department of Surgery, Prince of Wales Hospital, the Chinese University of Hong Kong. She graduated from the Chinese University of Hong Kong and is a fellow of the Royal College of Surgeons of Edinburgh.

Her main research interests are EUS-guided tissue acquisition, as well as minimally invasive surgery for hepatobiliary and pancreatic disease; and she has strong track record on these fields. She has published a number of key papers on minimally invasive hepatectomy and participated in many international multicentered studies in this field. Successful projects and collaborations were established worldwide.

She serves as Education Sub-committee in Asian EUS group and is the council member of Hong Kong Society of Hepatobiliary and Pancreatic Surgery. She is also a member of several professional organizations including the International Hepato-Pancreato-Biliary Association (IHPBA), International Association of Surgeons, Gastroenterologists and Oncologists, Hong Kong Society of Hepatobiliary and Pancreatic Surgery and Hong Kong Society of Robotic Surgery.



Raymond Tang

Dr. Raymond Tang is currently an Assistant Professor at the Department of Medicine and Therapeutics of The Chinese University of Hong Kong, Deputy Director of Endoscopy Center at the Prince of Wales Hospital, and Director of the S.H. Ho Center for Digestive Health. Dr. Tang received his M.D. degree from University of Southern California, Keck School of Medicine in 2004 and was selected to the Alpha Omega Alpha Honor Medical Society. He completed his internal medicine residency at the University of California, Los Angeles Medical Center in 2007 and completed his gastroenterology and hepatology fellowship at the University of California, San Diego Medical Center in 2010. Dr. Tang subsequently pursued training in advanced endoscopy with focus on EUS, ERCP and balloon-assisted enteroscopy at University of California, San Diego Medical Center in 2010 - 2011. He is board certified in Internal Medicine and Gastroenterology in the American Board of Internal Medicine.

Dr. Tang's clinical and research interests include advanced diagnostic and interventional EUS and ERCP, pancreatic cystic neoplasms, as well as novel technology in advanced endoscopy training and colorectal cancer screening. He has authored papers and book chapters on topics of EUS, ERCP, pancreatic cystic neoplasms, novel technology in colorectal cancer screening, and advanced endoscopy training.

Dr. Tang has been actively involved in education and research in endoscopy. He is currently a faculty member of the Asian EUS Group, a member in the education committee and the green endoscopy committee of the Asian Pacific Society for Digestive Endoscopy, the honorary treasurer of the Hong Kong Society of Endosonography, and the honorary secretary of the Hong Kong Society of Digestive Endoscopy.

HONG KONG



Shannon Chan

Dr Shannon Chan is currently an assistant professor & Head of Division of Upper Gastrointestinal & Metabolic Surgery of The Chinese University of Hong Kong. Being both a surgeon and an advanced interventional endosonographer, Dr. Chan's research interest lies in gastric and esophageal cancers, mainly focusing in the laparoscopic and robotic approach, in interventional endoscopic ultrasound and endoscopic management for gastroesophageal reflux disease.

She also has special interests in peritoneal surface malignancy and leads the only two multidisciplinary team in HK. She is a member of the Asian EUS group, a member of the research subcommittee, subcommittee of the World Endoscopy Organisation (WEO) for biliary and pancreatic diseases. She is a reviewer for Digestive Endoscopy, Endoscopy, Surgical Endoscopy, Journal of gastroenterology & hepatology, and Gastric cancer. She has published over 90 peer-reviewed journals.

Apart from her research interest, Dr. Chan has also devoted herself to humanitarian aid work. In 2014, she joined the Médecins Sans Frontières (MSF, also named Doctors without borders). She has been to South Sudan and Yemen in surgical missions. She was the vice-president of the MSF HK board from 2021-2023 and was awarded the Hong Kong Ten Outstanding Young People in 2022, the Hong Kong Humanity Award in 2021 and Elle International "100 Women Change Makers".



Yuk Tong Lee

Dr. Lee graduated from the Chinese University of Hong Kong in 1990. He started his specialty training in Endoscopy, Gastroenterology and Hepatology in the Prince of Wales Hospital under Professor Joseph Sung. Dr. Lee had been working as the director of the Endoscopy and Endosonography Centre of the Baptist Hospital.

He is currently honorary consultants of the Prince of Wales Hospital, Queen Mary Hospital, Hong Kong Adventist Hospital, Hong Kong St. Paul's Hospital, and Honorary Clinical Associate Professor of CUHK. He is also the founding president of the Hong Kong Society of Endosonography.

Dr. Lee's interests focus mainly on advanced endoscopy and endoscopic ultrasound (EUS). He had performed the first EUS guided fine needle aspiration in 1997 in Hong Kong. He obtained his Doctorate in Medicine based on his work on EUS on portal hypertension in 2001. In 2007, Dr. Lee, together with the research team in CUHK, had been awarded State Scientific and Technological Progress Award for their researches in the topic of "Non-surgical treatments of peptic ulcer bleeding".

Dr. Lee had been invited to give lectures and demonstrations in various EUS and endoscopy workshops and symposiums locally and internationally. Dr. Lee has published 7 book chapters, authored and co-authored more than 60 journal articles.

INDIA



Amol Bapaye

Dr. Amol Bapaye is Consultant Gastroenterologist and Interventional Endoscopist and Chief of Shivanand Desai Center for Digestive Disorders, Deenanath Mangeshkar Hospital and Research Center, Pune, India. He is a member of the JGES, ASGE, ESGE, ISG and SGEI; and has been awarded the prestigious fellowships of various societies – FISG, FSGEI, FASGE, and FJGES. Originally a surgeon by training, Dr. Bapaye has been practicing interventional endoscopy as an exclusive specialty for last 26 years. His clinical and research interests include advanced ERCP, interventional EUS, endoscopic resections including EMR / ESD / full-thickness resections, Third Space Endoscopy and Endotherapy for GERD.

Dr. Bapaye was selected as ASGE Ambassador (2015) for the ASGE International Training program. He has been selected and serves as a Mentor for the ESGE Mentorship Program 2023-24. He serves as Section Editor (Endoscopy) for the Indian Journal of Gastroenterology and is the Editor for Journal of Digestive Endoscopy. He serves on the International Editorial Board of Endoscopy and Endoscopic Ultrasound journals. He received the Best Reviewer Award for Endoscopy journal for 2019 & 2020. He has been the recipient of the – ‘Pioneer in Gastroenterology Award (2014)’ conferred by the World Endoscopy Organisation (WEO). He has previously served as a member on the ASGE International Committee. He is an active member of the Asian Novel Bio Imaging & Intervention Group (ANBIG) and of the Asian EUS Group (AEG). He currently serves as a Member of the Research Committee of the World Endoscopy Organization (WEO). He was invited to deliver the prestigious HG Desai Memorial Oration at Endocon 2022 at Hyderabad.

Dr. Bapaye is the Founder and Managing Trustee of ‘Foundation for Research and Education in Endoscopy (FREE)’ – a non-profit organisation that supports training and research in endoscopy. He has organised several national and international meetings and workshops as Course Director. A passionate teacher, he actively conducts endoscopy training programs for ERCP, EUS, Image Enhanced Endoscopy, Endoscopic Resections and Third Space Endoscopy. He has lectured extensively at several international and national conferences and has performed several live endoscopy demonstrations at National & International Workshops. He also runs an e-learning platform via the YouTube channel – ‘Youtube.com/@FREEEndoscopy’.

Dr. Bapaye has authored over a 162 peer reviewed publications and conference abstracts and is the chief author and co-editor of the textbook – ‘Practical Handbook of Endoscopic Ultrasonography’. He has 6 book chapters to his credit. He has reported pioneering work in Third Space Endoscopy – particularly role of G-POEM and PREM for treatment of gastroparesis and Hirschsprung’s disease; and on management of post POEM reflux; and has also authored book chapters on these techniques.



Jahangeer Basha

Dr. Jahangeer currently serves as the Senior Consultant and Associate Director of Endoscopy and Endoscopic Ultrasound (EUS) at Asian Institute of Gastroenterology (AIG), Hyderabad, India. He graduated from Postgraduate Institute of Medical Education and Research (PGIMER), Chandigarh, India.

His primary areas of expertise are Therapeutic endoscopy, with a particular focus on ERCP and EUS, encompassing both Diagnostic and Therapeutic applications. He has more than 65 publications in esteemed peer-reviewed journals. He presented several papers in National and International conferences and received many awards including Young Investigator Award and Best paper award. In addition to his clinical and research endeavors, he is deeply committed to education and training. He plays an active role in training the young gastroenterologists, particularly in EUS.

INDIA



**Mohan
Ramchandani**

Dr. Mohan Ramchandani, Director of Interventional Endoscopy at AIG Hospitals, Hyderabad, brings over 19 years of invaluable experience to the field. Originating from Budni in Madhya Pradesh, he completed his graduation and postgraduation at Gandhi Medical College, Bhopal. An alumnus of Banaras Hindu University in Gastroenterology, Dr. Ramchandani has received extensive training in therapeutic endoscopy globally, including at Northern Yokohama Hospital in Japan and Zhongshan Hospital, Fudan University, Shanghai.

Specializing in advanced procedures and pioneering work in interventional endoscopy, he is internationally recognized as an expert in third-space endoscopy. Notably, he conducts impactful workshops at the Asian Institute of Gastroenterology, contributing significantly to the training of fellow professionals. Passionate about reducing GI cancer-related mortality in India, Dr. Ramchandani actively spreads knowledge on early diagnosis and endoscopic management of GI cancer.

Beyond clinical practice, he dedicates himself to education, regularly teaching postgraduates and guiding numerous DNB students for their theses. His profound contributions extend to impactful research, with over 200 publications in national and international journals, an H Index of 35, and authoring chapters in gastroenterology textbooks. Actively contributing to the field, he holds positions on the editorial board of the Journal of Digestive Endoscopy and serves as a peer reviewer for various GI endoscopy journals. Remaining an active member of GI endoscopy societies, he serves as a joint secretary of the Society of GI Endoscopy of India (SGEI) and is a member of the American Society of GI Endoscopy. Recently awarded an honorary fellowship from the Japan Gastroenterological Endoscopy Society (JGES), Dr. Ramchandani's global influence expands through international travels, facilitating teaching and live demonstrations of complex endoscopic procedures, significantly advancing the field on a global scale.



Nikhil Sonthalia

Dr. Nikhil Sonthalia is currently working as the Senior Consultant Gastroenterologist, Interventional endoscopist and Adjunct Associate Professor at the Institute of Gastrosiences, Apollo Multispecialty Hospital, Kolkata, India. He graduated from West Bengal University of Health Sciences in 2011. He then completed his GI fellowship from Topiwala National Medical College & BYL Nair Hospital, Mumbai and had received best trainee award during his fellowship.

He then did post fellowship training in advanced clinical endoscopy from Prince of Wales Hospital in Hongkong. In addition, he has received the prestigious Berenson's Scholarship in advanced endoscopy at Beth Israel Deaconess Medical Centre, Harvard Medical School, USA and has been a visiting scholar to Endoscopic Ultrasound unit at University of Montreal, Canada. He has been awarded the world endoscopy organization emerging star award, the world endoscopy organization international school of EUS Star award, European Society of Gastrointestinal Endoscopy Fellowship grant, APDW poster distinction award and SGEI best plenary award.

He has been inducted in the emerging leader committee of Asia-Pacific Association of Gastroenterology and as a member of Asian EUS group in 2022. He has also been conferred with the prestigious designation of Fellow of American Society of Gastrointestinal Endoscopy and Fellowship of Indian Society of Gastroenterology. He has over 60 publications in National and International journals and is a reviewer of Journal of Digestive Endoscopy. He is a faculty of Indian Society of Gastroenterology, Society of Gastrointestinal Endoscopy of India and National Board of Examination, India. His field of expertise and research area includes advancements in diagnostic EUS and interventional EUS. He is also successfully running APAGE pancreatic-biliary endoscopy webinar series which is attended by young endoscopists across Asia-Pacific region

INDIA



Praveer Rai

Dr Praveer Rai, is currently working as a Professor of Gastroenterology in Sanjay Gandhi Post graduate Institute of Medical Sciences in Lucknow, India. He graduated from the King George Medical College, Lucknow in 1995 and completed his postgraduate in 2000 from GSVM Medical college, Kanpur, India.

He completed his Gastroenterology training for IMS, BHU, Varanasi, India in 2006 and since 2007 he has been working in SGPPI, Lucknow. His research interests are multifold and these include advanced interventional endoscopic ultrasonography (EUS), endoscopic retrograde cholangiography (ERCP), third space endoscopy and pancreaticobiliary diseases. He is a member of the Asian EUS Group (AEG) and worked as a Governing council member of Society of Gastrointestinal Endoscopy India (SGEI: 2020-2022). He is presently Joint Secretary of the Society of Gastrointestinal Endoscopy India (SGEI: 2024-2026).

He is a Section Editor for Indian Journal of Gastroenterology and is in the editorial board for several internationally renowned journals including, Endoscopic ultrasound, World journal of Gastrointestinal endoscopy and Journal of Digestive Endoscopy. He has published over 80 journal papers and written 4 book chapters.



Radhika Chavan

I am consultant gastroenterologist with over 12 years of experience in the field. I completed my DNB training in Gastroenterology and subsequently served at the esteemed Asian Institute of Gastroenterology, Hyderabad from February 2013 to September 2021. Following this, I practiced at Ansh Clinic, Ahmedabad, from September 2021 to September 2024.

My expertise encompasses both basic and advanced endoscopic procedures, with a particular focus on Endoscopic Ultrasound (EUS). Beyond clinical practice, I am deeply committed to medical education and research, having published over 100 articles in peer-reviewed journals. I actively participate in academic conferences and training initiatives, contributing to the advancement of gastroenterology.

Currently, at Bharati Vidyapeeth, Pune, I am responsible for performing complex endoscopic procedures, including ERCP, EUS, and third-space endoscopy, while also mentoring and training fellows in advanced endoscopic techniques. My commitment to providing excellent patient care continually drives me to expand my knowledge and enhance my skills.

INDIA



Dr. Rajesh Puri is a distinguished Interventional Gastroenterologist with over 25 years of experience in the field. He currently serves as the Vice Chairman of the Institute of Digestive & Hepatobiliary Sciences at Medanta The Medicity Hospital, Gurugram, India. A graduate of the University of Rajasthan, SNM College, Jodhpur (1994), Dr. Puri went on to complete his MD in Internal Medicine. His academic excellence was recognized when he was awarded the Gold Medal and honored by the President of India in 2001 as the best candidate for the Diplomate of the National Board (DNB), India.

With a career dedicated to innovation and excellence in gastroenterology, Dr. Puri remains a leader in the field, continuously pushing boundaries to enhance patient care and medical advancements.

Rajesh Puri



Dr Vikram Bhatia is a Professor at the Institute of Liver and Biliary Sciences (ILBS), Delhi, India. He completed his post-graduation from Maulana Azad Medical College (MAMC) in 1998, and his sub-specialty training in Gastroenterology (D.M.) from the All India Institute of Medical Sciences (AIIMS), Delhi, in January 2003. He has trained overseas at the Osaka Medical University and Aichi Cancer Center, Nagoya, Japan, and the Gentofte Hospital, Copenhagen, Denmark. His special interest is in endoscopic ultrasound (EUS), and gastrointestinal and pancreatobiliary malignancies. He has published 145 papers and has authored 10 book chapters.

Vikram Bhatia

INDONESIA



**Cosmas Rinaldi
Lesmana**

Cosmas Rinaldi A. Lesmana is an Associate Professor and senior consultant in the Department of Internal Medicine, Hepatobiliary Division, Dr. Cipto Mangunkusumo National General Hospital, Universitas Indonesia in Jakarta. He is also working at Digestive Disease & GI Oncology Centre (DDOC), Medistra Hospital, Jakarta as well as at Gastrointestinal Cancer Centre (GCC), MRCCC Siloam Hospital, Jakarta as a senior consultant and interventional endoscopist. He has won several awards for his research.

One of his types of innovation research with title "Non-Alcoholic Fatty Pancreas Disease (NAFPD) as A Risk Factor for Pancreatic Cancer based on Endoscopic Ultrasound (EUS) Examination: A Single Centre Experience" has been selected for presentation during Digestive Disease Week (DDW) meeting, 2017 in USA. Dr Lesmana is a pioneer of "Endo-Hepatology" in Indonesia as well as in Asia, where he published technique innovation on portal pressure gradient (PPG) measurement through endoscopic ultrasound (EUS) guided only using standard manometer. Another cutting-edge innovation study on endo-hepatology with title "The role of endoscopic ultrasound in portal hypertension management in a tertiary public hospital and its future direction for first-line clinical approach" has also been selected for oral presentation at American Gastroenterological Association (AGA) Scientific Forum, DDW meeting, 2023 in USA. He has been invited for giving live demonstrations on EUS-guided liver biopsy at ENDOCON meeting 2023, Indore, India, EUS-guided PPG measurement at Institute of Liver & Biliary Sciences (ILBS), New Delhi, India during International Liver Cancer Course (ILCC) Meeting 2024 and giving lectures for Post Graduate Course on "Endo-Hepatology" during Brainstorming and Updates on Innovations in Liver Diseases (BUILD) Conference, Mumbai, India, as well as APASL meeting 2024, Kyoto Japan.

Dr. Lesmana is a member of several professional associations, including as a Fellow of American College of Physicians (FACP), elected as a Direct Fellow of American College of Gastroenterology (FACG) and a Fellow of Indonesian Association of Internal Medicine (FINASIM). He is a member of Asian Endoscopic Ultrasound (EUS) Group (AEG) and currently, he has been elected as one of Education Sub-Committee member. He has been elected as a member of American Society for Gastrointestinal Endoscopy (ASGE) and member of American Association for Study of Liver Diseases (AASLD). He has published many papers in peer-reviewed international journals.

JAPAN



Akio Katanuma

Professor Akio Katanuma is currently an associate professor the Department of Digestive cancer of telemedicine and Department of Gastroenterology at the Sapporo medical university, Sapporo, Japan. He is also Visiting Professor of Tokyo Medical University and Clinical Professor of Sapporo Medical University. He graduated from Sapporo Medical University School of Medicine in 1991 and trained in Muroran Municipal Hospital. He earned his doctoral degree (PhD) at Sapporo Medical University in 2020. Subsequently, Dr. Katanuma underwent training on EUS and ERCP related procedures at Teine-Keijinkai hospital. He was a director of the center for Gastroenterology from 1998 to 2025.

He is an ERCP and EUS expert. His research interests include EUS- and ERCP-related procedures. He has more than 200 peer-reviewed papers published in English. He is currently a Director of the Japan Gastroenterological Endoscopy Society (JGES), Japan Biliary Association (JBA), and a councilor of the Japanese society of Gastroenterology (JSGE), and Japan Pancreas society (JPS).



Atsushi Irisawa

Professor Atsushi Irisawa is currently the professor and Chairman in the Department of Gastroenterology, Dokkyo Medical University School of Medicine, Tochigi, Japan. In addition, he has been Vice-president of Dokkyo Medical University Hospital since April 2022. He graduated from the Dokkyo Medical University in March 1989. Since then, he has completed the training of internal medicine and gastroenterological endoscopy in the Fukushima Medical University and obtained a doctorate degree (Doctor of Medical Science) from the same university in November 1996.

He was a visiting faculty of Center for EUS, Division of Gastroenterology, University of Florida in USA, and worked on EUS with Professor Manoop S. Bhutani in 2000. His specialty is mainly endoscopic diagnosis and treatment for the pancreatobiliary area, especially Diagnostic EUS, interventional EUS/ERCP. Besides, he is a specialist in the field of portal hypertension. He plays an active part in the wide-ranging digestive diseases; the member of board of directors in JDDW, Japan Gastroenterological Endoscopy Society, Japanese Society of Portal Hypertension, Japan Biliary Society, Japan pancreas society, and Japanese Gastroenterological Association. Besides, the executive councilor in Japanese Society of Gastroenterology.

JAPAN



**Hiroyuki
Isayama**

Dr. Isayama is professor in the Department of Gastroenterology, Graduate School of Medicine, Juntendo University. He has published more than 551 peer-reviewed English articles (>2875.60 IF).

He has special interest in therapeutic ERCP and interventional EUS, and has many experience of live-demonstration. He is the pioneer of biliary covered self-expandable metallic stent (SEMS). He is also specialized in the chemotherapy for the pancreato-biliary malignancies. He is the committee member of clinical guidelines of both pancreas cancer and cholangiocarcinoma.

He is chief of making GL of EUS-BD and Primary sclerosing cholangitis. He is a president of T-CAP (Tokyo Conference of Asian Pancreato-biliary Interventional Endoscopy), is international workshop and annually held in Tokyo.



Ichiro Yasuda

Professor Ichiro Yasuda is currently a Professor and Chairman of the Third Department of Internal Medicine at the University of Toyama, Japan. He graduated from Gifu University School of Medicine in 1990 and trained in Gifu Municipal Hospital, Fujita Health University, and Gifu University Hospital. He earned his doctoral degree (PhD) at Gifu University for his thesis titled "Can endoscopic papillary balloon dilation really preserve sphincter of Oddi function?" (published in Gut) in 2002.

Subsequently, Prof. Yasuda underwent an overseas training on EUS-FNA and its related procedures with Professor Nib Soehendra and Stefan Seewald at the world-renowned University Hospital Hamburg-Eppendorf (Hamburg, Germany) from 2002 to 2003. He returned to Gifu University in 2003 and worked there until 2014. In 2014, he was promoted to Professor and Chairman of the Gastroenterology Department at Teikyo University Mizonokuchi Hospital. He moved to the University of Toyama in 2018 and is due to take charge of his current position.

He is an ERCP and EUS expert. His research interests include EUS- and ERCP-related procedures. He has more than 300 peer-reviewed papers published in English. He is currently the President of the Japan Biliary Association, a Director of the Japan Gastroenterological Endoscopy Society, an Auditor of the Japanese Society of Gastroenterology, and a councilor of the Asian-Pacific Society for Digestive Endoscopy.

JAPAN



Koji Matsuda

Dr. Koji Matsuda is the director of gastroenterology and the vice director of National Hospital Organization Shizuoka Medical Center, Shizuoka, Japan. Dr. Matsuda graduated from National Medical Defense College in Saitama, Japan in 1990. He underwent post-graduate training in Internal Medicine and Gastroenterology at the same college. In 1998, he entered the two years advanced trainees' program for EUS at Medical University of South Carolina, Charleston, South Carolina, USA to work with Prof. Robert Hawes and Prof. Peter Cotton.

In 2000, he joined the department of endoscopy, The Jikei University School of Medicine, Tokyo, Japan. He moved to St. Marianna University Yokohama city Seibu Hospital as the director of the department of endoscopy in 2014. He has moved to the department of gastroenterology, National Hospital Organization Shizuoka Medical Center since 2019 as a professor seconded, department of gastroenterology, St. Marianna University. He is currently the vice director of that medical center. He earned his PhD in Medicine at The Jikei University School of Medicine from work on "Cystic duct leak closure using poly-N-acetyl glucosamine (p-Glc-NAC) – results in a swine model –" using ERCP technique.

His main concerns are as follows: 1) ERCP and EUS 2) interventional endoscopy 3) endoscopic database (He is one of the four main founders of the Japan Endoscopy Database: JED Project, which is the nation-wide endoscopic database project endorsed by JGES.) 4) training in endoscopy (He is a member of Asian EUS Group currently chaired by Prof. Mitsuhiro Kida.) He is chairing the terminology committee of Japan Society of Gastroenterological Endoscopy, as well as he is chairing the documentation and standardization committee of World Endoscopy Organization. He is also a reviewer for journals such as Journal Endoscopy, Digestive Endoscopy and Digestive and Liver Diseases. He has authored and co-authored more than 100 scientific articles and many conference presentations.



Mamoru Takenaka

Associate Professor Takenaka is currently the Chief of the Biliary-Pancreatic Group at Kinki University Hospital. He graduated from Kinki University in 2001, and since then, he has completed his training at Yodogawa Christian Hospital under the guidance of Dr. Hidekazu Mukai, a graduate of the Department of Gastroenterology at Kyoto Second Red Cross Hospital, led by Professor Keiichi Kawai of Kyoto Prefectural University of Medicine, who developed and reported the world's first endoscopic sphincterotomy (EST). Furthermore, from 2009, he conducted basic research on the relationship between Helicobacter species and MALT lymphoma under the guidance of Professor Takeshi Azuma of Kobe University and obtained a Doctor of Philosophy.

From 2013 to 2015, he provided technical training on endoscopic retrograde cholangiopancreatography (ERCP) and advanced interventional endoscopic ultrasound (EUS) to Indonesia's Cipto University, led by Professor Dadang Makmun, as part of the Ministry of Economy, Trade and Industry of Japan's support activities for the dissemination of advanced endoscopic techniques in Indonesia. In 2016, he became the chief of the Biliary-Pancreatic Group at Kinki University Hospital. Even after moving to Kinki University, he continued to be active overseas, giving lectures and hands-on seminars in Asian countries (Taiwan, Korea, China, Indonesia, etc.). His research interests include ERCP and advanced intervention EUS, and he has also improved equipment such as stents and catheters for ERCP and FNA. In addition, he has reported many endoscopic education methods, and education is one of his very important research themes. He is also a leading researcher in Japan on radiation exposure and is in charge of the Japanese Society of Gastroenterological Endoscopy in collaboration with the Japanese Radiological Society. He currently serves as an editorial committee member for internationally renowned academic journals such as Digestive Endoscopy and Clinical Endoscopy. He has published nearly 300 academic papers and written books. His sole-authored textbooks on ERCP and EUS are representative textbooks purchased by many trainees not only in Japan but also in Taiwan, China, and Korea. A Chinese version of the book will be published in 2024.

JAPAN



Masayuki Kitano

Professor Masayuki Kitano is currently the professor and chairman of Second Department of Internal Medicine (Gastroenterology), Wakayama Medical University, Japan. He graduated Tottori University School of Medicine, got medical degree in Japan in 1990 and earned PhD in 1994. From 2000, He began to work at Kinki University, and studied in the field of pancreatobiliary diseases, particularly endoscopic diagnosis and treatment. In 2016, he became a chairman and professor of Second Department of Internal Medicine, Wakayama Medical University.

As one of his major interests, he made a novel endoscopic ultrasound (EUS) system equipped with contrast harmonic imaging which allowed visualization of tissue microcirculation, and reported role of EUS for diagnoses of pancreatobiliary and gastrointestinal diseases, particularly of small pancreatic cancers. By these works, he received the Ito Award and the Matsuo Award from Japan Society of Ultrasonics in Medicine, and High Citation Award of Journal of Gastroenterology. Also, he contributed to several multicenter studies related to pancreatobiliary endoscopy as a primary investigator. In particular, his group reported superiority of covered metal stents to uncovered metal stents for biliary obstruction due to unresectable pancreatic cancer, different outcomes of duodenal stenting for malignant gastric outlet obstruction among intrinsic and extrinsic tumors, superiority of the EUS-FNB needle to EUS-FNA needle for diagnosis of pancreatic cancer, and development of new devices for EUS-guided biliary drainage.

By these works, he received the High Citation Award of Journal of Gastroenterology, and the English Journal Award from Japan Gastroenterological Endoscopy Society. He has authored / co-authored 333 scientific articles and written 8 book chapters.



Nao Fujimori

Dr. Fujimori is a Lecturer in the Department of Medicine and Bioregulatory Science at Kyushu University, Fukuoka, Japan. He graduated from Kyushu University in 2003 and obtained his Ph.D. in 2012. In 2012, he joined Kyushu Medical Center as a medical staff member, specializing in pancreato-biliary endoscopy, including EUS and ERCP-related procedures. In 2017, he moved to Kyushu University Hospital as an Assistant Professor and was promoted to Lecturer in 2024. He also regularly organizes teleconferences on EUS with various countries, primarily in Southeast Asia, with support from the Telemedicine Development Center of Asia (TEMDEC) at Kyushu University.

He is a Board-Certified Trainer of the Japanese Society of Gastroenterology, Japan Gastroenterological Endoscopy Society, Japan Pancreas Society, and Japan Biliary Association and a Fellow of the Japanese Society of Internal Medicine. His major research interests include pancreato-biliary endoscopy, chemotherapy for pancreato-biliary malignancies, pancreatic neuroendocrine tumors, and chronic pancreatitis. He has published extensively in these fields.

JAPAN



Reiko Ashida

Professor Reiko Ashida is currently the Associate Professor of Second Department of Internal Medicine at Wakayama Medical University in Japan. She graduated in 1998 and obtained PhD in 2005 from the Graduate School of Medicine, Osaka City University. She started EUS since 1999 and trained EUS-FNA in 2002 at Aich Cancer Center and had the advanced fellowship program of Interventional EUS under Prof. Kenneth Chang at University of California Irvine, Medical Center between 2007-2009. Her specialty is mainly endoscopic diagnosis and treatment for pancreato-biliary oncology area, especially interventional EUS.

Her current interests are early diagnosis of pancreatic cancer and developing minimally invasive EUS guided treatment such as EUS guided high intensity focused ultrasound (EUS-HIFU). She is a council member as well as fellow of Japan Gastroenterological Endoscopy Society (JGES) and American Society for Gastrointestinal Endoscopy (ASGE). She is also a council member of Japanese Society of Gastroenterology, Japan Pancreas Society and Japan Society of Ultrasonics in medicine. She is also in the international editorial board of Gastrointestinal Endoscopy (GIE).



Shomei Ryozaawa

Professor Shomei Ryozaawa is currently the Chairman of Department of Gastroenterology, and Director of Endoscopy Center in the Saitama Medical University International Medical Center. He graduated from the Yamaguchi University in 1991. Since then, he has completed his endoscopy training in the Yamaguchi University Hospital. He also completed his pathologic research in the Nigata University (Prof. Hidenobu Watanabe) and he was awarded with the Scientific Excellence Award of Japanese Society of Gastroenterology in 1998.

He then completed his overseas training in Hamburg University Eppendorf Hospital (Prof. Nib Soehendra) focusing on advanced interventional endoscopy especially in the field of pancreatobiliary. His research interests are advanced interventional endoscopic ultrasonography (EUS) and endoscopic retrograde cholangiopancreatography (ERCP). He currently serves as a board member of directors of Japan Gastroenterological Endoscopy Society, council member of Japan Biliary Association, Japan Pancreas Society, and Japanese Society of Gastroenterology. He has been published over 225 journals and he has been invited for many domestic and international live demonstrations.

JAPAN



**Shunsuke
Omoto**

Shunsuke Omoto, MD, PhD, currently serves as Assistant Professor in the Department of Gastroenterology and Hepatology at Kindai University Faculty of Medicine in Osaka-Sayama, Japan. After graduating from Kindai University School of Medicine in 2009, clinical training was completed at Kindai University Hospital, followed by appointment to the Division of Gastroenterology in 2011, a position maintained to present. A PhD was awarded in 2018 for research on pancreatic tumor characterization techniques.

Clinical and research expertise focuses on advanced endoscopic procedures, particularly endoscopic ultrasonography (EUS) and endoscopic retrograde cholangiopancreatography (ERCP) for pancreatobiliary disorders. Notable contributions include pioneering techniques in contrast-enhanced harmonic EUS for pancreatic tumor evaluation, development of novel safety approaches for endoscopic procedures, and the creation of the "echo-free space" technique for safe EUS scope insertion. Research accomplishments include over 40 peer-reviewed publications in prestigious journals including Gastrointestinal Endoscopy, Digestive Endoscopy, and Oncology. This work has garnered multiple international recognitions, including the Distinguished Oral Presentation Award at IPBM 2024 and the Best Discussor Award at T-CAP 2019. Competitive JSPS KAKENHI grants have been secured for pancreatic cancer detection research using advanced ultrasound imaging. Professional memberships include the Japan Society of Gastroenterology, Japan Gastroenterological Endoscopy Society, Japan Pancreas Society, and Japan Biliary Association. Board certifications have been obtained from the Japan Society of Internal Medicine, Japan Society of Gastroenterology, and Japan Gastroenterological Endoscopy Society. Current research centers on developing innovative approaches for early pancreatic cancer detection using microvascular imaging techniques, with several ongoing clinical trials evaluating these technologies.



Shuntaro Mukai

Dr. Shuntaro Mukai is presently Associate professor of Department of Gastroenterology and Hepatology in Tokyo Medical University at Tokyo, Japan.

He graduated from Hiroshima University in 2008. He had worked in National Center for Global Health and Medicine as Junior and Senior Resident from 2008 to 2012. After that, he has working in Tokyo Medical University Hospital from 2012 to now. His specialty is diagnostic and therapeutic endoscopy for pancreatobiliary diseases with EUS and ERCP including balloon enteroscopy-assisted ERCP and interventional EUS. Until now, he has outstanding endoscopic skill and has published 40 peer-reviewed papers as a first author in high impact factor journals on the novel and special techniques and outcomes.

He has served on the committee member for Japanese guidelines for various biliary and pancreatic diseases, and is also an Editorial Board member and Associate Editor for international journals.

JAPAN



Susumu Hijioka

Dr. Susumu Hijioka is the Chief of the Department of Hepatobiliary and Pancreatic Oncology at the National Cancer Center Hospital in Japan. Since October 2017, he has also served as a Visiting Professor at The Second Hospital of Lanzhou University in China. He earned his M.D. from Jichi Medical University in 1998 and his Ph.D. in 2012.

A leading expert in endoscopic ultrasound (EUS), Dr. Hijioka has made significant contributions to the advancement of EUS in the diagnosis and treatment of pancreatic and biliary diseases. He is a board-certified specialist and instructor in multiple medical societies.

Beyond his clinical practice, he plays an active role in academic research and guideline development, particularly in the fields of pancreatic cancer, intraductal papillary mucinous neoplasm (IPMN), neuroendocrine tumors, and biliary diseases. His contributions to these fields have been widely recognized, and he has received numerous awards.

A prolific researcher, Dr. Hijioka has authored over 230 peer-reviewed English publications. His expertise in EUS is particularly notable, and he has written a comprehensive book on the subject, which has been translated into Chinese and is highly regarded in Chinese-speaking countries.

Through his clinical practice, research, and academic leadership, Dr. Hijioka continues to drive advancements in gastroenterology, hepatobiliary and pancreatic oncology, and EUS, both in Japan and internationally.



Tadahisa Inoue

Dr. Tadahisa Inoue currently serves as an Associate Professor of Medicine in the Department of Gastroenterology at Aichi Medical University, Aichi, Japan. He earned his M.D. from Aichi Medical University in 2008 and is recognized as a young and enthusiastic endoscopist in Japan.

Dr. Inoue is an active council member of the Japanese Society of Gastroenterology and the Japan Gastroenterological Endoscopy Society, and also serves as an Associate Editor for the Journal of Gastroenterology.

His primary research interests lie in pancreaticobiliary diseases, with a particular focus on advanced interventional endoscopic techniques, including Endoscopic Ultrasound and Endoscopic Retrograde Cholangiopancreatography. He has authored over 100 peer-reviewed articles as first author in these fields.

In addition to his academic contributions, Dr. Inoue is actively involved in the development of novel endoscopic devices for pancreaticobiliary interventions. He has secured more than JPY 400 million in competitive public research funding to support his work, demonstrating his commitment to innovation and advancement in endoscopic medicine.

JAPAN



Takao Itoi

Dr. Takao Itoi is presently Professor and Chair of the Department of Gastroenterology and Hepatology at the Tokyo Medical University in Tokyo, Japan. In addition, he is also a visiting-professor at Keio University and Tokyo Medical Dental University.

He was working as a vice president of his hospital from 2019-2024. He graduated from Tokyo Medical University in 1991 and has been working as a gastroenterologist at the Tokyo Medical University. His major is diagnostic and therapeutic endoscopy, pancreatobiliary diseases; EUS and ERCP including balloon enteroscopy-assisted ERCP. Until now, he has outstanding endoscopic skills and has published more than 767 peer-reviewed papers in high impact factor journals on the novel, special techniques and outcomes.



Takeshi Ogura

Dr Takeshi Ogura graduated from Osaka Medical College in 2004. His currently position is a professor at Endoscopy Center of Osaka Medical and Pharmaceutical University Hospital. His interest areas are diagnosis and treatment for pancreatobiliary disease, especially interventional EUS such as EUS-guided biliary drainage. He is currently a member of many domestic and international societies, and a member of editorial and review board of international journals.

He has published more than 200 peer-reviewed articles as first author. Also, recently, he actively performed lectures and live demonstration in international conferences. He works as an instructor of Instructor of Asia-Oceanian Endoscopy Society Endoscopist Training Project, and educate various countries such as Vietnam and Cambodia using lecture, live demonstration or hand-on training. He has published more than 200 peer-reviewed articles as first author.



Takuji Iwashita

Dr Takuji Iwashita completed his medical degree and his Ph.D. at Gifu University. He is currently a Lecturer of Gastroenterology at First Department of Internal Medicine, Gifu University Hospital. His clinical research focuses on endoscopic retrograde cholangiopancreatography (ERCP) and endoscopic ultrasound (EUS) related procedures. His clinical expertise in pancreatobiliary endoscopy includes EUS and ERCP-related procedures.

He is a council member of The Japanese Society of Gastroenterology and Japanese Gastroenterological Endoscopy Society. He is also an Associate Editor for Digestive Endoscopy. He has published over 100 journal papers.

JAPAN



Tomohisa Iwai

Tomohisa Iwai is an associate professor in Kitasato University Hospital of Sagami-hara Japan. He graduated from National Defense Medical College in 2000. Since then, he has trained his endoscopic skills and experiences in the National Defense Medical College Hospital and Kitasato University Hospital. He obtained Doctor of Medical degree in basic research entitled “Effects of indomethacin on the rat small intestinal mucosa: immunohistochemical and biochemical studies using anti-mucin monoclonal antibodies. J Gastroenterol. 2009.” from Kitasato University Graduate School of Medical Sciences. Clinical study abroad in Academic Medical Center; Amsterdam, Hospital Erasme; Brussels, Evangelisches Krankenhaus; Dusseldorf; Germany, and University Medical Center, Hamburg-Eppendorf; Germany gave him a solid enhancement of his knowledge and experiences.

His main interests are diagnostic and therapeutic ERCP and EUS for pancreaticobiliary area. And he has provided a number of hands-on seminars and lectures at Kitasato University Hospital as one of the AEG Group’s events.



**Toshio
Fujisawa**

Dr. Fujisawa is senior associate professor in the Department of Gastroenterology, Graduate school of Medicine, Juntendo University, Tokyo Japan. He is an expert endoscopist specializing in the pancreatobiliary field, with a particular focus on interventional EUS. Currently, he is involved in drafting clinical guidelines for walled-off necrosis as a committee member of the Japanese Society of Gastroenterological Endoscopy. Additionally, he is part of a research team under the Ministry of Health, Labor, and Welfare, working to elucidate the causes and improve the endoscopic diagnosis of primary sclerosing cholangitis.

Beyond endoscopic therapy, he has extensive experience in basic research. He previously served as a research fellow at the U.S. Food and Drug Administration for four years, where he conducted studies on immunotherapy for pancreatic cancer. His current research interests include the relationship between pancreatic cancer and microbial infections, as well as the development of novel anticancer drugs using pancreatic cancer organoids.

He has published many papers on endoscopic therapy and basic research related to pancreatic cancer. In addition to his research and clinical work, he serves as an Associate Editor of the Journal of Gastroenterology, the official publication of the Japanese Society of Gastroenterology. He is also an editorial board member of the Journal of the Japanese Biliary Association and a board member of the Health Insurance Claims & Reimbursement Committee, contributing to the advancement of gastroenterology in Japan.

JAPAN



Yousuke Nakai

Yousuke Nakai is a professor and chief of Department of Internal Medicine, Institute of Gastroenterology, Tokyo Women's Medical University. He graduated from Faculty of Medicine, The University of Tokyo and was conferred M.D. in 1993, and subsequently completed the doctoral program of Graduate School of Medicine, The University of Tokyo and was admitted to the degree of Ph.D. in 2007. He had a fellowship at University of California, Irvine from 2010 to 2012 and learned EUS from Prof. Kenneth J Chang.

He is a fellow of the Japanese Society of Internal Medicine, a board certified gastroenterologist and trainer of the Japanese Society of Gastroenterology, a board certified fellow and trainer of the Japan Gastroenterological Endoscopy Society, a board certified hepatologist of the Japan Society of Hepatology, and a general clinical oncologist by Japanese Board of Cancer Therapy. His areas of interest and expertise include diagnostic and therapeutic ERCP and EUS for pancreatobiliary diseases and oncology for pancreatobiliary cancers.



**Yuki
Tanisaka**

Dr. Yuki Tanisaka is currently an associate professor in the Department of Gastroenterology at Saitama Medical University International Medical Center. He graduated from Ehime University in 2007 and completed his gastroenterology training at Uwajima City Hospital, Showa University Northern Yokohama Hospital, and Saitama Medical University International Medical Center. He has been learning ERCP and EUS under the guidance of Professor Ryozaawa for 11 years. Dr. Tanisaka also experienced overseas training through Professor Horst Neuhaus at Evangelisches Krankenhaus Düsseldorf in Germany from July to September 2021, and with Professors Robert Hawes and Shyam Varadarajulu at Orlando Health in the U.S. from February to April 2022. His research interests include endoscopic retrograde cholangiography (ERCP) and interventional endoscopic ultrasonography (EUS). Dr. Tanisaka has published over 80 journal papers and delivered more than 20 presentations at international conferences. He published his thesis titled 'Usefulness of Endoscopic Ultrasound-Guided Fine Needle Aspiration for Lymphadenopathy' to earn his degree.

Additionally, he has researched the differences in diagnostic yields between EUS-FNA and FNB needles for pancreatic solid lesions and lymphadenopathy. In ERCP, his specialty is single-balloon enteroscopy (SBE)-assisted ERCP for patients with surgically altered anatomy (SAA). He has published over 40 papers on SBE-assisted ERCP in patients with SAA, including a large multi-center study in Japan. Dr. Tanisaka has received several awards, including the Digestive Endoscopy (DEN), DEN Open, and the Journal of Hepato-Biliary-Pancreatic Sciences (JHBPS) Best Reviewer Award.

MALAYSIA



Alex Leow

Dr. Alex Leow is a Consultant Gastroenterologist and Hepatologist at Pantai Hospital Kuala Lumpur and an Honorary Consultant Gastroenterologist and Hepatologist at the University of Malaya Medical Centre, Kuala Lumpur, Malaysia. Previously, he served as an Associate Professor in the Department of Medicine at the University of Malaya.

He is an active member of the Asian EUS Group, a founding member of the ASEAN Education Network in Inflammatory Bowel Disease, and the Chairman of the Malaysian IBD Special Interest Group. Additionally, he was the Secretary General of the Organising Committee for the Asia Pacific Digestive Week 2021 and served as an Executive Committee Member of the Malaysian Society of Gastroenterology and Hepatology from 2017 to 2023. He is also a member of the International Bowel Ultrasound (IBUS) Group and a certified trainer for The Gastroenterology Network of Intestinal Ultrasound (GENIUS).

Dr. Leow's areas of expertise include diagnostic and therapeutic endoscopy, endoscopic ultrasound, Helicobacter pylori, inflammatory bowel disease, and intestinal ultrasound for IBD point-of-care. He has authored and co-authored numerous papers in peer-reviewed journals and has presented his research at both local and international conferences.



Stanley Khoo

Dr. Stanley Khoo is currently a Consultant Gastroenterologist and Hepatologist at the University of Malaya Medical Centre, Malaysia. He is also a Visiting Consultant for endoscopy unit at the University Putra Malaysia Teaching Hospital. He obtained his basic medical degree at the International Medical University in 2009 and obtained the Membership of the Royal College of Physicians of the United Kingdom and Specialist Certificate Examination of Gastroenterology from the Royal College of Physicians of the United Kingdom. His main interests include Endoscopic Ultrasound and Pancreatico-Biliary Diseases having completed his Fellowship in Endoscopic Ultrasound at the Centre of Excellence in GI Endoscopy, King Chulalongkorn Memorial Hospital, Thailand.

Dr. Khoo currently holds key positions in both local and international societies. He is the Executive Committee member of the Malaysian Society of Gastroenterology and Hepatology and a member of the research sub-committee of the Asian EUS group. He is also the course director for the annual national endoscopy conference, Endoscopy 2025 of UMMC. Dr. Khoo is an active contributor in academia and research. He has been frequently invited as a speaker for both local and international conferences and has published numerous research articles in international peer reviewed journals.

PHILIPPINES



Frederick Dy

Dr. Frederick Dy is a gastroenterologist working at the University of Santo Tomas Hospital and St. Luke's Medical Center in Manila, Philippines. After his fellowship training in gastroenterology, he furthered his studies in endoscopy particularly endoscopic ultrasonography at Universitaat Krankenhaus Eppendorf in Hamburg, Germany and in Bhatia General Hospital in Mumbai, India. He currently holds the position of assistant professor of the Department of Medicine, Faculty of Medicine and Surgery of the University of Santo Tomas.

He was a Past President of the Philippine Society of Gastroenterology and was a Board member of both the Philippine Society of Digestive Endoscopy and Hepatology Society of the Philippines. He also served as the Endoscopy unit head of the University of Santo Tomas Hospital. Presently, he holds the position of Chief of both the Section of Gastroenterology and Section of GI oncology, Benavides Cancer Institute of the University of Santo Tomas Hospital. He likewise the current Chairman of council on pancreaticobiliary diseases of the Philippine Society of Gastroenterology.

He is a member of various special interest group around the region that includes Asian EUS group. His interests include upper and lower gastrointestinal diseases, pancreaticobiliary diseases and well as endoscopy particularly on endoscopic ultrasonography. He is also active in research with publications in peer-reviewed journals.



Jonard Tan Co

Dr Co is the current Head of Section of Gastroenterology at Chinese General Hospital and Medical Center; and Head of Division of Endoscopy, St Luke's Medical Center- Global City.

He finished his medical degree at the University of the East - Ramon Magsaysay Memorial Medical Center. He was trained in Gastroenterology at the University of Santo Tomas Hospital and Advanced Endoscopy at the University of Sydney, Westmead Hospital, NSW Australia.

He has special interest in Diagnostic and therapeutic Endoscopy - EUS, ERCP, and Large Polyp resections. A member of AEG and ANBIIG. He is one of the trainers for GI endoscopy in the Philippines.

SAUDI ARABIA



**Ammar Saud
Ali Alotaibi**

Dr Ammar Saud Ali Alotaibi is an Endoscopy Unit Director, King Saud University Medical City, Riyadh, Saudi Arabia. The Consultant Gastroenterologist and Advanced Therapeutic Endoscopist, King Saud University Medical City, Riyadh, Saudi Arabia.

The Assistant Professor of Medicine at Department of Internal Medicine, King Saud University, Riyadh, Saudi Arabia. The Chairman of Gastroenterology Department at Dr. Suliman Fakeeh Hospital Part time, Riyadh.

SINGAPORE



**Charles Vu
Kien Fong**

Dr Charles Vu graduated from Monash University (MBBS 1990), Australia and completed Gastroenterology training (FRACP 1997) at Monash Medical Centre. He underwent subspecialty training in endoscopic ultrasound at Guys and St Thomas' Hospitals in London, UK (2003-2004).

He joined Tan Tock Seng Hospital, Singapore in 1998 and has been a Senior Consultant in the Department of Gastroenterology and Hepatology since 2005. He served as the Head of Department from 2008 to 2013. He held adjunct teaching appointments in the Yong Loo Lin (National University of Singapore) and Lee Kong Chian (Nanyang Technological University) Schools of Medicine. His subspecialty and research interests include pancreato-biliary diseases and advanced diagnostic and therapeutic gastrointestinal endoscopy. He currently heads the Advanced Endoscopy service in the department.



**Christopher
Khor Jen Lock**

Dr Khor's main practice areas are in pancreato-biliary endoscopy and endoscopic resection. He has a keen interest in endoscopic quality and education, and in promoting collaboration among the regional endoscopy community. Dr Khor's external work includes regular faculty invitations to regional centres to demonstrate and teach advanced endoscopy. Back home, Dr Khor led the project team that built his hospital's new Ambulatory Endoscopy Centre, a state-of-the-art facility which was inaugurated in 2017.

He served as Director of the SGH Endoscopy Centres from 2013 to 2019, and as Chief of the SGH Department of Gastroenterology & Hepatology from 2015 to 2018. His academic affiliation is as Clinical Associate Professor at the Duke-NUS Medical School, and he is credited with more than 80 Pubmed indexed publications. Dr. Khor is President of the GI-TAP Society, an Asia-Pacific group focused on EUS education and the engagement of women in endoscopy. At the forthcoming Asian-Pacific Digestive Week 2025 in Singapore, Dr. Khor will serve as Endoscopy program director.

Dr Khor is a past Chairman of the Chapter of Gastroenterologists, Academy of Medicine Singapore, and is a past President of the Gastroenterological Society of Singapore.

SOUTH KOREA



Dong-Wook Oh is currently an Associate Professor at Asan Medical Center. He graduated from Hanyang University and specializes in hepato-pancreato-biliary diseases, with a particular focus on therapeutic GI endoscopy, including ERCP and EUS. His main research field is hepato-pancreato-biliary diseases, and he is dedicated to advancing therapeutic endoscopy in this area.

Dong-Wook Oh



Dr. Jae Min Lee is a professor of internal medicine at Korea University College of Medicine, Seoul, Korea. He obtained his M.D. from Korea University in 2005, followed by an M.Sc. and Ph.D. from the same institution. His clinical and research expertise lies in gastroenterology, with a focus on gastrointestinal endoscopy and pancreatobiliary diseases.

Dr. Lee holds multiple board certifications, including internal medicine, gastroenterology and hepatology, gastrointestinal endoscopy, and ERCP specialization. Over the years, he has served in various academic and clinical roles at Korea University College of Medicine, progressing from clinical instructor to professor. He also worked as a visiting scientist at Cedars-Sinai Hospital in Los Angeles, California, USA, where he gained further expertise in advanced endoscopic procedures. He is an active member of several professional societies, including the American Society of Gastrointestinal Endoscopy and multiple Korean gastroenterology associations.

His primary research interests focus on improving endoscopic techniques for pancreatobiliary diseases and developing novel treatment strategies for patients with pancreatic and biliary tumors. His recent work includes advancements in endoscopic ultrasound-guided ablation therapy, robotic endoscopy, and artificial intelligence-assisted endoscopic techniques. He has published extensively in leading journals such as *Gastroenterology*, contributing significantly to the field of advanced endoscopy.

Dr. Lee continues to contribute to the field through clinical practice, education, and research, striving to advance minimally invasive techniques for diagnosing and treating gastrointestinal disorders.

Jae Min Lee

SOUTH KOREA



Jong-Ho Moon

Dr. Moon is currently Director of Digestive Disease Center and Research Institute of SoonChunHyang University Hospital of Bucheon/Seoul, Korea.

His specialty includes diagnostic and therapeutic endoscopy of pancreaticobiliary tract diseases, especially through ERCP and EUS. Dr. Moon is involved in the clinical research of pancreaticobiliary endoscopy and has published extensively in high ranked journals including gastroenterology. Dr. Moon is also actively involved in the development of metal stents, endoscope, and endoscopic accessories. Dr. Moon has been invited to many international endoscopic symposiums in the world. Several Awards received locally, and nationally.



Min Jae Yang

Dr. Min Jae Yang is currently an Associate Professor in the Department of Gastroenterology at Ajou University School of Medicine in Suwon, Korea. He earned his M.D. from Ajou University in 2005 and completed his Ph.D. at Ajou University School of Medicine in 2018. From August 2023 to July 2024, he served as a visiting scientist at Johns Hopkins Hospital in the United States. His clinical and research interests focus on advanced endoscopy, with particular expertise in endoscopic ultrasound-guided interventions and enteroscope-assisted ERCP. Dr. Yang has authored 45 SCI(E)-indexed publications as either the first or corresponding author, and has contributed to five book chapters.



Sang Hyub Lee

Professor Sang Hyub Lee is currently Professor for Department of Internal medicine, Division of Gastroenterology, and Pancreas and Bile Duct Cancer in Seoul National University College of Medicine, Seoul National University Hospital. And, He currently serves as a Director of Gastrointestinal Endoscopy Center in Seoul National University Hospital. He has special interest in EUS and ERCP for pancreaticobiliary disease such as acute pancreatitis, chronic pancreatitis, pancreatic cancer, gallstone and bile duct cancer. He also perform the full range of diagnostic and therapeutic procedures, clinics including chemotherapy and consultations for biliary and pancreatic diseases appropriate to a large teaching hospital in Korea.

He graduated from Seoul National University College of Medicine in 1997. Since then, he has completed his gastroenterology training in the Seoul National University Hospital. He is trying to develop the new type stents and endoscopic devices for the intervention and new therapeutic agent for the pancreato-biliary malignancy. He has published 138 articles in SCI(E) journal as 1st and Corresponding Author and 143 articles in SCI(E) journal as Co-author.

SOUTH KOREA



Sang-Soo Lee

Doctor Sang-Soo Lee previously served as the Director of the Pancreatobiliary Center at Asan Medical Center and as a Professor at the University of Ulsan college of Medicine. After retiring last year, he is currently working as the Director of the Pancreatobiliary Center at Centum General Hospital in Busan. He graduated from Hanyang University in 1995. Since then, he has completed his medical training at the Asan Medical Center, Seoul, Korea, and during his fellowship, he received the Wolbong Academic Award from KSGE and the Paul-Jassen Award from KSG.

He served as a Visiting Professor at the University of Washington from 2008 to 2009 for research on HIFU and NOTES. He has been the Director of International affairs of KPBA, Former Treasury of KPBA, Former Director of International affairs of KSG, Former Director of the EUS study group of KSGE, and a Fellow member of ASGE. His main research fields are stents & RFA (stents for interventional EUS, drug-eluting stent, bio-degradable stent, etc) and clinical and translational research of pancreaticobiliary endoscopy. He has several patents for these stents and RFA. He also published more than 200 articles in high-ranked journals. He is currently a Consultant for Standard Scitech.



Tae Jun Song

Tae Jun Song is a professor of the gastroenterology division at Asan Medical Center, University of Ulsan College of Medicine, Seoul, South Korea. Dr. Song received his medical degree in 2000 at the Hanyang University College of Medicine and completed training in internal medicine at Asan Medical Center in South Korea. In addition, he completed two years of GI fellow training programs at Asan Medical Center. He also obtained a Ph.D. and master's degree from Ulsan University in South Korea.

In 2016 and 2017, he worked as a research fellow at the Johns Hopkins Hospital in the USA. He studied the NGS for early detection of malignant IPMNs and new biomarkers for pancreatic cancer.

He is an expert in ERCP and pancreatobiliary EUS/EUS-guided intervention procedures and has published over 100 peer-reviewed articles and book chapters on pancreatobiliary diseases and endoscopy. He received numerous academic honors, including the Marsha Dreyer Award at the DDW 2010. Dr. Song is a secretary-general of the Korean Pancreatobiliary Association and a team leader of the scientific committee of the Korean Society of Gastrointestinal Endoscopy, the Asian EUS Korea, and the Society of Gastrointestinal Intervention.

SOUTH KOREA



Woo-Hyun Paik

Dr Paik is the vice secretary general of the Korean PancreatoBiliary Association (KPBA) and a professor of Seoul National University Hospital, Seoul, Korea. He graduated from Seoul National University in 2003 and began his medical residency. He earned a Ph.D. degree by targeting the histamine receptor for the treatment of pancreatic cancer.

He became an assistant professor at Asan Medical Center in 2013. He moved to Inje University in 2014, and moved to Seoul National University from 2017 and became associate professor. He went to Germany to study remodelling tumor microenvironment in pancreatic cancer with professor Dieter Saur of Technical University of Munich in 2020-2021. He became full professor from 2022.

He has written more than 160 SCI papers on Pancreatobiliary diseases, concerning about Endoscopy, ERCP, EUS, and translational researches of biliary tract and pancreatic cancers.



Yun Nah Lee

Dr. Yun Nah Lee is a Professor in the Division of Gastroenterology, Department of Internal Medicine at SoonChunHyang University Hospital in Bucheon, Korea. She received her M.D. in 2006, M.M.S. in 2010, and Ph.D. in 2018 from SoonChunHyang University School of Medicine. Since completing her fellowship in gastroenterology, she has held various academic positions and was appointed Professor in March 2025.

Her clinical and research focus lies in the field of pancreatobiliary diseases, with particular expertise in advanced endoscopic procedures such as endoscopic retrograde cholangiopancreatography (ERCP), endoscopic ultrasound (EUS), and direct peroral cholangioscopy. Dr. Lee has contributed significantly to the development and clinical application of new devices and techniques, especially in the management of complex biliary and pancreatic conditions.

She has authored numerous peer-reviewed publications in high-impact journals. Notable works include studies on multibending ultra-slim endoscopes for cholangioscopy, innovative metal stents for benign pancreatic duct strictures, and novel tissue acquisition techniques using peroral cholangioscopy or EUS-guided procedures. Her research has been published in journals such as Gastrointestinal Endoscopy, Endoscopy, and Journal of Hepato-Biliary-Pancreatic Sciences.

TAIWAN



Cheuk-Kay Sun

Dr. Cheuk-Kay Sun is the Director of the Department of Gastroenterology at Shin Kong Wu Ho-Su Memorial Hospital and a Clinical Assistant Professor at Fu Jen Catholic University in Taipei, Taiwan. He earned his medical degree from Kaohsiung Medical College, completed his training in internal medicine and gastroenterology, and received a Ph.D. in Management.

Dr. Sun refined his skills in therapeutic endoscopy through advanced training with renowned experts including Professors Peter Cotton, Nib Soehendra, and Mitsuhiro Kida. He serves in leadership roles in several professional societies, including the Taiwan Interventional Pancreatobiliary Endoscopy Society (TIPES), the Taiwan Association for the Study of Intestinal Diseases (TASID), and the Taiwan Pancreas Society. An expert in diagnostic and therapeutic endoscopy of pancreatobiliary diseases—particularly ERCP, EUS, IDUS, and Sphincter of Oddi Manometry—Dr. Sun is also a frequent speaker and live demonstrator at both national and international conferences.



Chi Huan Wu

Dr. Chi Huan Wu is an Assistant Professor of Gastroenterology and Hepatology at Chang Gung Memorial Hospital, Taiwan. He graduated from Chang Gung University of Medicine in 2008 and subsequently completed his internal medicine training and gastroenterology fellowship at Chang Gung Memorial Hospital.

Dr. Wu has a special interest in advanced endoscopic procedures, including Endoscopic Retrograde Cholangiopancreatography (ERCP) and Endoscopic Ultrasound (EUS). He is also well-versed in general gastroenterology and hepatology. Over the past decade, his research has focused on the treatment of complications arising from bile duct stones and the use of self-expandable metal stents in managing malignant gastrointestinal tract or biliary obstructions.

Beyond his expertise in therapeutic endoscopy, Dr. Wu is dedicated to the treatment of pancreatic and biliary malignancies. He is committed to providing holistic care for cancer patients, addressing not only their physical health but also considering their emotional, social, and psychological well-being. Dr. Wu's dedication to comprehensive care ensures that his patients receive the highest standard of medical treatment and support throughout their journey.

In addition to his clinical and research endeavors, Dr. Wu is an active member of several professional organizations and has contributed to several peer-reviewed journals. Dr. Wu continues to strive for excellence in patient care and remains passionate about improving outcomes for those affected by gastrointestinal and hepatobiliary diseases.

TAIWAN



Chi-Ying Yang

Dr. Chi-Ying Yang is a gastroenterologist with specialized in biliary and pancreatic diseases, particularly in advanced endoscopic procedures. He has been an attending physician in the Division of Hepato-Gastroenterology at China Medical University Hospital since 2013. His expertise includes endoscopic retrograde cholangiopancreatography (ERCP), endoscopic ultrasound (EUS) with fine-needle aspiration/biopsy, and advanced interventional EUS techniques such as EUS-guided gastrojejunostomy and gastrocystostomy. Dr. Yang earned his Doctor of Medicine (MD) degree from China Medical University in Taichung, Taiwan.

He completed his internal medicine residency training at China Medical University Hospital (2008–2011) and further specialized as a Fellow in the Division of Hepato-Gastroenterology (2012–2013).

In addition to his expertise in pancreaticobiliary endoscopy, Dr. Yang is also dedicated to the diagnosis and treatment of porphyrias, a group of rare metabolic diseases that affect the heme biosynthetic pathway. He attempts to optimize diagnostic methods and personalized treatment strategies for patients with acute porphyria.

Dr. Yang has published in peer-reviewed medical journals on topics including endoscopic management of bile duct stone, hepatobiliary malignancies, and EUS-guided techniques. His work focuses on diagnostic and invasive procedures and improving patient outcomes.



Jiann-Hwa Chen

Dr. Chen is interested in interventional endoscopy including endoscopic retrograde cholangiopancreatography (ERCP), endoscopic ultrasonography (EUS), fine needle aspiration (EUS/FNA) and interventional EUS. I received short term interventional EUS training at the University California Irvine medical center by Professor Chang in 1999. I was the coordinator of Taiwan Therapeutic Endoscopic Workshop (TTEW) from 2012 to 2019. I was the councilor of Taiwan interventional pancreatobiliary endoscopy society from 2023 until now.

I was also the Co-organizer of Taiwan AEG interventional EUS workshop 2020 which is held in Taitung on November 13, 2020. The topic is EUS-guided Drainage and contrast enhanced Harmonic EUS. I won the prize of best poster of EUS summit in 2021. Nowadays, I am devoted to the interventional EUS for liver disease and pancreatic ablation therapy. I am the chief of the gastroenterology and Hepatology division and the director of the endoscopic unit and preventive medicine center of Taipei Tzu Chi hospital.

TAIWAN



Jung-Chun Lin

Dr. Jung-Chun Lin is an Assistant Professor and Attending Physician at the Division of Gastroenterology, Department of Internal Medicine, Tri-Service General Hospital, National Defense Medical Center, Taipei, Taiwan. Specializing in advanced endoscopic ultrasound (EUS), pancreaticobiliary diseases, and interventional endoscopy, Dr. Lin has over 10 years of experience in EUS. He obtained his medical degree from the National Defense Medical Center and completed his residency and fellowship training at Tri-Service General Hospital (TSGH).

Dr. Lin is an active member of several prestigious professional organizations, including the International Digestive Endoscopy Network (IDEN), World Endoscopy Organization (WEO), Japan Gastroenterological Endoscopy Society (JGES), Taiwan Interventional Pancreatobiliary Endoscopy Society (TIPEs), and Digestive Endoscopy Society of Taiwan (DEST).

Dr. Lin's contributions have been recognized through numerous awards and research grants, including the Japanese Society of Gastroenterology Research Fellowship Program Award in 2014 for advanced training in pancreato-biliary endoscopy at Tokai University School of Medicine Hospital, the Asian Young Endoscopist Award in 2016, Society of Gastrointestinal Intervention (SGI) 2017 Travel Grant, DEST 2020 – Video Contest Winner, WEO EUS Star, WISE 2021 – Top six winners (World Endoscopy Organization International School of EUS), Young Investigator Award, IDEN 2022, DEST 2022 – Video Contest Winner (Gastroenterology Category – First Place), SGI 2022 Pre-Conference – Excellent Presentation Award, TSGH Outstanding Healthcare Professional Award 2022 – Excellent Academic Paper Award, and Taiwan Digestive Disease Week (TDDW) 2024 – Research Award (Second Place).

Committed to improving patient outcomes through the advancement of EUS techniques and technologies, Dr. Lin is passionate about fostering collaboration and knowledge-sharing within the global EUS community. He continues to contribute to the field through clinical practice, research, and education.



Kuan-Chih Chen

Dr. Kuan-Chih Chen earned his medical degree from the School of Post-Baccalaureate Medicine at Kaohsiung Medical University and obtained a graduate degree from the Institute of Epidemiology and Preventive Medicine at National Taiwan University.

He completed his internal medicine residency, followed by specialized training in gastroenterology and hepatology, at Far Eastern Memorial Hospital in New Taipei City, Taiwan. Dr. Chen further pursued advanced training in ERCP and EUS at National Taiwan University Hospital under the mentorship of Professor Hsiu-Po Wang. He is currently pursuing further studies at the Graduate Institute of Biomedical Electronics and Bioinformatics at National Taiwan University. His research focuses on quantitative contrast-enhanced harmonic EUS (CEH-EUS) using time-intensity curve (TIC) analysis. This approach enables the objective interpretation of CEH-EUS for the differential diagnosis of pancreatic tumors. Additionally, the microvasculature abundance of pancreatic tumors can be quantitatively assessed to predict chemotherapy treatment response. In the future, ultrasound contrast agents may be developed for targeted drug delivery to pancreatic tumors via EUS.

TAIWAN



Meng-Ying Lin

Doctor Meng-Ying Lin who born in central part of Taiwan in 1984. He is now an assistant professor at the College of Medicine National Cheng Kung University. He is also an attending physician in the Gastroenterology and hepatology Branch, Department of Internal Medicine, National Cheng Kung University Hospital.

He graduated from the School of Medicine, National Cheng Kung university in 2009 and got his master's degree in the Institute of Clinical Medicine, College of Medicine, National Cheng Kung University in 2018. He received his residency and fellow training in National Cheng Kung University Hospital and ever be a short-term trainee doctor in Kitasato University, Kanagawa, Japan in 2017 and Tokyo Medical University, Tokyo, Japan in 2019. After finishing training, his work focuses on pancreato-biliary disease and is specifically focused on the diagnosis and interventional endoscopic ultrasound (EUS) procedure of this field. In his unit, interventional EUS procedures such as EUS-bile duct drainage, EUS gastroenterostomy and EUS cysto-gastrostomy can be done smoothly. His research works had been accepted in several famous Journal in gastroenterology & hepatology field such as Gastrointestinal Endoscopy, Gut and Liver, Digestive disease and Science...etc.

He now is a member of the Gastroenterological Society of Taiwan, the Digestive Endoscopy Society of Taiwan. and the Taiwan Interventional Pancreatobiliary Endoscopy Society.



Mu-Hsien Lee

Dr Mu-Hsien Lee is currently an attending of department of Gastroenterology and Hepatology, Linkous Branch of Chang Gung Memorial Hospital (CGMH), Taiwan. He graduated from Chung Shan Medial university, Taichung, Taiwan and then received internal medicine training at Linkous CGMH; He become the department of Gastroenterology on Aug 2005 and since July 2016, he becomes an assistant professor at Linkous CGMH till now.

He has been interested in endoscopic diagnosis and treatment since Followship. Including upper and lower GI area; Later, He is interested in biliopancreatic field and received ERCP training when being a attending; In recent years, he also received EUS training of biliopancreatic area and even received observation fellowship training on Japan and South Korea; Now he is very interested in advanced EUS-ERCP techniques, including EUS-biliary and pancreatic drainage and EUS associated therapy. He also has had several publications and lectures in EUS-ERCP in past years.

TAIWAN



Nai-Jen Liu

Dr Nai-Jen Liu is visiting staff and assistant professor in the Department of Gastroenterology and Hepatology at Linkou Chang Gung Memorial Hospital in Taoyuan, Taiwan. Research in the field of advanced endoscopic techniques for the diagnosis and management of pancreatobiliary diseases. Doctor of medicine, Chung Shang Medical University, Taichung, Taiwan. Dr. Liu is trained and became a therapeutic endoscopist in Linkou Chang Gung Memorial Hospital. He also became Chief of pancreatobiliary department and Deputy director, department of gastroenterology and hepatology, Linkou Chang Gung Memorial Hospital. Dr. Liu is deeply invested in the innovation and dissemination of advanced endoscopic techniques for the diagnosis and management of pancreatobiliary diseases. He is currently the Executive Director of the Taiwan Interventional Pancreatobiliary Endoscopy Society (TIPES) and the Digestive Endoscopy Society of Taiwan (DEST). He is also the Executive Supervisor of Taiwan Pancreas Society.



Yu-Ting Kuo

Dr. Yu Ting Kuo is attending physician at the Division of Endoscopy of National Taiwan University Hospital. He graduated from the Medical school of Tzu-Chi University and got Master of Science degree in Epidemiology and Preventive Medicine (MSc) at National Taiwan University. He completed Internal Medicine and Gastroenterology training at the National Taiwan University Hospital. He was also a visiting staff of biliopancreatic department at The University of Tokyo Hospital in 2014. His main interests are all kinds of therapeutic endoscopy, especially endoscopic retrograde cholangiopancreatography (ERCP) and endoscopic ultrasound (EUS)/ Interventional EUS in hepato-pancreato-biliary area.

He has been an instructor of EUS education programs in digestive endoscopy society of Taiwan (DEST) since 2016. In addition, he attended different Asia EUS Group (AEG) EUS training programs, including 2nd Prince of Wales Hospital AEG Train the Trainer (TTT) EUS Course in Hong Kong, in 2015, 3rd Focused Interventional Workshop on EUS-guided Drainage of Peri-pancreatic Fluid Collections in Hong Kong, in 2015 and Asian EUS Summit 2016 - Interventional EUS in Seoul Korea, in 2016, respectively. He also completed the training program of 1st WEO International School of EUS (WISE) in 2018.

TAIWAN



Szu-Chia Liao

Dr. Szu-Chia Liao currently has served as a GI specialist in Division of gastroenterology and Hepatology of Taichung Veteran General Hospital for over 10 years. She is also the Chief of the Digestive Endoscopic Center and has responsible attitude to both clinical service and academic work. She is also an endoscopist and has also specialized in EUS for more than 10 years.

She pays a lot of attention to teach and guide the young GI trainer to help them in the participation of GI career and also keep learning from visiting many endoscopic centers worldwide. She is also a teacher in basic endoscopic training workshop and EUS phantom in Taiwan.

She has also trained in interventional EUS and started to perform advanced procedures using EUS, like EUS-guided pancreatic fluid drainage, biliary drainage and gastroenteric anastomosis.



Yung-Kuan Tsou

Dr. Yung-Kuan Tsou was born in 1970. He graduated from Taichung Chung-Shan Medical University in 1996. He completed his residency training and hepatobiliary gastroenterology specialist training in 2003.

After completing his training in 2003, he has been working in the Department of Gastroenterology and Hepatology at Linkou Chang Gung Memorial Hospital. Dr. Tsou is currently the Chief of the Pancreatobiliary division of Chang Gung Memorial Hospital and Associate Professor of the Department of Medicine at Chang Gung University School of Medicine.

His expertise is in ERCP and advanced therapeutic endoscopic techniques such as ESD/POEM/ESSD/EFTR. He is active in many conferences and has been invited to give chairs, speeches and live demonstrations, and has published more than 60 papers.

THAILAND



Aroon Siripun

Dr. Aroon Siripun is a Senior Consultant Gastroenterologist at Bangkok Hospital Headquarters and a Special Instructor at Rajavithi Hospital in Thailand. He earned his M.D. from Chiangmai University in 2001 and completed board certifications in Internal Medicine (2007) and Gastroenterology (2009).

Dr. Aroon has extensive expertise in advanced endoscopy, including Endoscopic Ultrasound (EUS), ERCP, Endoscopic Submucosal Dissection (ESD), and third-space endoscopy. He has trained at the University of Nagoya, NKC Institute of Gastroenterology and Hepatology, and BIDS Mumbai, as well as participated in the ANBIIG Osaka Train-the-Trainer Course for ESD.

He is actively involved in endoscopic innovation and has contributed to the development of the TAGE model for EUS, gaining international recognition. With a strong focus on minimally invasive interventions, Dr. Aroon is dedicated to advancing gastroenterology through clinical practice, education, and innovation.



**Jirat
Jiratham-Opas**

Dr. Jirat Jiratham-Opas is a highly accomplished laparoscopic and endoscopic surgeon specializing in minimally invasive surgery and advanced endoscopic procedures. He currently serves as a general surgeon and laparo-endoscopist at Hatyai Hospital.

Dr. Jirat completed his surgical training at Navamindradhiraj University and further specialized in Minimally Invasive Surgery (MIS) at Hatyai Hospital. He also holds a certification in surgical chemotherapy from the National Cancer Institute, enhancing his expertise in comprehensive cancer care.

Passionate about advancing minimally invasive surgery, he founded the Aj. Thawee Fan Club (TWFC) and developed the TWFC Model. He also leads the Laparo-Endo-ODS Training Program and actively contributes to the development of specialized training programs in laparo-endoscopic and local anesthetic surgery, equipping young surgeons with essential skills and knowledge.

Beyond his clinical practice, Dr. Jirat plays a pivotal role in breast cancer and colorectal cancer screening programs across public hospitals and is a key advocate for the expansion of laparoscopic surgery in rural healthcare settings. His dedication to early cancer detection, surgical innovation, and equitable access to advanced medical care underscores his unwavering commitment to improving healthcare outcomes nationwide.

THAILAND



**Kannikar
Laohavichitra**

Dr. Kannikar is currently an endoscopic surgeon at Rajavithi Digestive Endoscopy Center (RDEC) and Department of Surgery, Rajavithi Hospital, Ministry of Public Health, which is a tertiary care of gastrointestinal specialty in Thailand. She graduated from Siriraj Medical School, Mahidol University and then received a board of surgery in 2002.

She is interested in therapeutic GI endoscopy especially hepato-pancreato-biliary area. She provided training to young endoscopists both locally and internationally.



**Parit
Mekaroonkamol**

Assoc. Prof. Mekaroonkamol is an American and Thai Board-certified gastroenterologist and Advanced Endoscopist with over a decade of experience. His specialized areas include pancreatobiliary diseases, therapeutic EUS, ERCP, and submucosal endoscopy. His scholarly clinical endeavor focuses on the innovative diagnostic and therapeutic endoscopic modalities. He is the principal investigator of multiple ongoing randomized controlled trials, investigating novel therapies for severe acute pancreatitis, strategies for preventing post-ERCP pancreatitis, gastric per-oral endoscopic pyloromyotomy (G-POEM) for gastroparesis, bariatric endoscopic interventions, the application of artificial intelligence (AI) in gastrointestinal endoscopy, simulator-based medical education in endoscopy, and peroral endoscopic myotomy (POEM) for achalasia.

Dr. Mekaroonkamol holds key leadership positions in prominent international and national gastroenterological societies, including Chief of Academic Affairs for the Thai Association for Gastrointestinal Endoscopy, Director of Corporate Relations for The Gastroenterological Association of Thailand, and committee positions within The World Endoscopy Organization, and The Asia-Pacific Society of Digestive Endoscopy. In addition, he holds the administrative position of Assistant Dean for International Affairs at the Faculty of Medicine, Chulalongkorn University.

THAILAND



**Pradermchai
Kongkam**

Dr. Pradermchai Kongkam is an associate professor in the Department of Internal Medicine at Chulalongkorn University, Bangkok, Thailand. His main areas of expertise include gastroenterology, therapeutic endoscopy, and endoscopic ultrasound (EUS).

He has been actively involved in research and clinical practice, focusing on EUS-guided procedures, biliary drainage, and minimally invasive techniques for managing pancreaticobiliary diseases. His work has been published in international journals, and he participates in various collaborative studies in the field.

Dr. Kongkam is also dedicated to medical education and training. He regularly teaches and mentors gastroenterologists, both in Thailand and internationally, and contributes to specialized training programs in endoscopic ultrasound and therapeutic endoscopy.

He is a Fellow of the American Society for Gastrointestinal Endoscopy (FASGE) and a member of several professional organizations related to gastroenterology and endoscopy.



**Rungsun
Rerknimitr**

Rungsun Rerknimitr graduated from Chulalongkorn University, Thailand with honor. He obtained his American Board of Internal Medicine from Rush Medical College, Chicago in 1996. Later, he pursued his Gastroenterology fellowship from Louisiana State University in New Orleans. Before he returned to Thailand, he obtained an ERCP fellowship from Indiana University.

He is currently a Professor of Medicine, Chief division of gastroenterology and a Director of Center of Excellence for Innovation and Endoscopy in Gastrointestinal Oncology, Chulalongkorn University, Bangkok, Thailand. He is also a founding member and past president of the Thai Association of Gastrointestinal Endoscopy (TAGE) and also the past chief editor of the Thai Journal of Gastroenterology. He also leads many PhD candidates and post Doc fellows in the Center of Excellence in GI Oncology Endoscopy of Chulalongkorn University.

His main research interests are in the field of colorectal cancer including screening, adenoma detection and prediction, quality indexes in colonoscopy and palliative stenting. His other main endoscopic interest is therapeutic ERCP with a special interest in metallic stent clinical application. His extra-endoscopy medical interest is telemedicine, and his recent interests are focusing on artificial intelligence in GI endoscopy, medical innovation and entrepreneurship.

THAILAND



**Tanyaporn
Chantarojanasiri**

Dr Tanyaporn Chantarojanasiri graduated from Chulalongkorn University in 2006. She finished her internship and residency of internal medicine in Khon kaen university, and gastroenterology fellowship from Siriraj hospital, Bangkok, Thailand. From 2014, she spent more than 2 years study for advanced endoscopy training in Nagoya university and the University of Tokyo, Japan. Her main interest is in pancreatobiliary endoscopy, especially for endoscopic ultrasound.

Now she is working as an assistant professor in Rajavithi hospital, Bangkok, Thailand, in affiliation with Rangsit University. She also currently the secretary general of Thai Association for Gastrointestinal Endoscopy (TAGE) and a member of APAGE.



**Thawee
Ratanachu-EK**

Dr. Thawee is currently a senior consultant of Rajavithi Digestive Endoscopy Center (RDEC) and Department of surgery, Rajavithi Hospital, Ministry of Public Health which is a tertiary care of gastrointestinal specialty in Thailand. He graduated from Siriraj Medical School, Mahidol University then received a board of surgery.

His main interests are all kinds of therapeutic GI endoscopy and EUS especially hepato-pancreato-biliary area. He has extensively provided training to young endoscopists both locally and internationally. He has created a lot of models for endoscopy learning especially joined with Dr.Aroon Siripun for variety of EUS models. Recently, He created endoscopy education into youtube channel namely "endoeasy" where comprise of variety of therapeutic GI endoscopy such as ERCP (20 episodes), EUS (12 episodes), GI endoscopy (23 episodes) and Case series (12 case presentations) during covid pandemic period.

UNITED ARAB EMIRATES



Yogesh Manohar Shastri

Dr. Yogesh Manohar Shastri did his post graduate in Internal Medicine from University of Mumbai, India and got trained in Medical Gastroenterology, hepatology and Endoscopy from the prestigious Tata Memorial Hospital, Mumbai.

He proceeded to the world-renowned Goethe University Hospital, Frankfurt, Germany for advanced training in Endoscopic Retrograde Cholangio-pancreatography (ERCP), for 4 years.

Dr Shastri acquired training in Endoscopic Ultrasound (EUS) from Dr Vinay Dhir at Mumbai and at Institut Paoli-Calmettes, Marseille, France under the supervision Prof. Marc Giovannini. He established EUS programme at KD Ambani Hospital, Mumbai in 2008 (one of the largest corporate hospital in India).

Dr. Shastri has over 24 years of experience in the field of medical gastroenterology. He heads the Department of Gastroenterology at NMC Specialty Hospital, Abu Dhabi since 2012. He initiated the first EUS program, in Abu Dhabi, UAE in 2015. He is the first to start third space endoscopies (including ESD and POEM) in Abu Dhabi.

Dr. Shastri has published about 100 articles including 17 original articles and various book chapters. He organizes International Endoscopy and Gastroenterology conference every year in Abu Dhabi, UAE since last 10 years. Last 4 of them were in association with AEG, including 'hands on EUS training' to promote EUS in the West Asian region.

USA



Kenneth Frank Binmoeller

Chief of Division of Advanced Interventional Gastroenterology and Director of Interventional Endoscopy Services (IES) at California Pacific Medical Center in San Francisco.

Dr Binmoeller's practice of advanced interventional endoscopy has inspired Innovation to improve outcomes and enable new devices and procedures. He is the inventor of the AXIOS lumen-apposing stent and holds over 50 patents for innovative endoscopic technologies. He has authored more than 200 publications and several books.

He has trained and mentored endoscopists from all corners of the globe. Fellow of the American College of Gastroenterology (ACG), American Society for Gastrointestinal Endoscopy (ASGE), and Japanese Gastrointestinal Endoscopy Society (JGES). In 2013 the ASGE honored Dr Binmoeller with the Master Endoscopist of the Year Award.

Dr Binmoeller's training and professional positions have been split between the United States and Europe. He attended medical school at the University of Freiburg in Germany and the University of Bern in Switzerland, followed by internal medicine residency at Baylor College of Medicine in Houston, Texas and gastroenterology fellowship training at Oregon Health Sciences University in Portland, Oregon. Prior University faculty appointments: Nice, France (CHR Cimiez, 1990-1991), Hamburg, Germany (UKE, 1991-1998), San Diego USA (UCSD, 1998-2001).

VIETNAM



**Ho Dang
Quy Dung**

Dr. Ho Dang Quy Dung earned his Doctor of Medicine (MD) degree from Hue University of Medicine and Pharmacy and obtained his Ph.D. in Medicine in 2012 from 108 Military Central Hospital. He currently serves as the Head of the Digestive Endoscopy Department at Cho Ray Hospital, President of the Vietnamese Federation for Digestive Endoscopy (VFDE), and Vice President of the Vietnam Association of Gastroenterology (VNAGE).

With over 25 years of expertise in gastrointestinal endoscopy, Dr. Dung has completed advanced training programs in multiple countries, specializing in the diagnosis and treatment of early gastric cancer, endoscopic retrograde cholangiopancreatography (ERCP), and endoscopic ultrasound (EUS).

As President of VFDE and Vice President of VNAGE, Dr. Dung has played a key role in advancing gastrointestinal endoscopy in Vietnam. He has actively promoted international collaboration by organizing conferences, workshops, and training programs, enabling Vietnamese endoscopists to access and master state-of-the-art techniques. His commitment to enhancing the quality, safety, and efficacy of endoscopic procedures has significantly contributed to the modernization and development of gastrointestinal endoscopy in Vietnam.



**Long Nguyen
Cong**

Nguyen Cong Long, MD, PhD, is a highly experienced gastroenterologist specializing in liver, biliary, and pancreatic diseases. He holds adjunct lecturer positions at several prestigious institutions, including the Hanoi National University of Medicine and Pharmacy, Hanoi Medical University, and Hanoi University of Pharmacy, where he contributes to the training of medical and pharmacy students. He also practices at the Center for Digestive Diseases, Bach Mai Hospital, one of the leading hospitals in Vietnam.

Dr. Long received his MD from Hanoi Medical University in 1999 and subsequently pursued advanced training, earning his PhD in Gastroenterology. His research is focused on key areas of gastroenterology, including viral hepatitis, hepatocellular carcinoma (HCC), cirrhosis and its complications, and pancreatobiliary disorders. He has a particular interest in the early diagnosis and treatment of gastrointestinal cancers and has been instrumental in implementing advanced endoscopic techniques for early cancer detection and treatment, including endoscopic submucosal dissection (ESD).

Dr. Long's research has resulted in over 40 peer-reviewed publications, including articles in prestigious international journals. His work has significantly contributed to improved diagnostic and therapeutic strategies for liver and pancreatobiliary diseases in Vietnam. He actively participates in multidisciplinary teams to enhance the quality of care for patients with liver cancer and has successfully applied radiofrequency ablation (RFA) and other advanced techniques under ultrasound guidance. Dr. Long also supervises graduate students in internal medicine and gastroenterology.

His contributions extend to the development of endoscopic techniques for the diagnosis and treatment of biliary and pancreatic disorders. He is highly proficient in endoscopic retrograde cholangiopancreatography (ERCP) and endoscopic ultrasound (EUS) and is dedicated to training the next generation of gastroenterologists in these advanced procedures.



Name	Country	Title	Time & Venue
Nam Quoc Nguyen	Australia	Combined chemotherapy and phosphorus-32 microparticle intra-tumoural implantation is better than combined chemotherapy and stereotactic body radiation therapy for patients with locally advanced pancreatic adenocarcinoma	Day 1, Hall 3, 8:30-08:40am
Sesha Chalapati Rao Achanta	India	Outcomes of a Short-Structured hands-on Endoscopic Ultrasound Training program for Practising Gastroenterologists in Peripheral Cities of India	Day 1, Hall 3, 8:30-08:50am
Gunn Huh	South Korea	Comparison of clinical/histological outcomes between heparin filling and slow-pull method in endoscopic ultrasound-guided fine needle biopsy for pancreatic masses	Day 1, Hall 3, 8:50-09:00am
Jacquelyn Chi Ying Fok	Hong Kong	4-YEAR FOLLOW UP STUDY OF ENDOSCOPIC GALLBLADDER DRAINAGE (EUS-GBD) COMPARED TO LAPAROSCOPIC CHOLECYSTECTOMY (LC) FOR THE TREATMENT OF ACUTE CHOLECYSTITIS IN SURGICALLY FIT PATIENTS	Day 1, Hall 3, 9:00-09:10am
Aniruddha Pratap Singh	India	Comparison of EUS-guided Direct Portal Vein Pressure versus Intra-operative Measurement in Pre-transplant Cirrhotic patients: A proof-of-concept study	Day 1, Hall 3, 9:10-09:20am

Chaloemphon Boonmee	Thailand	Trans-gastric magnet compression anastomosis for recanalize a complete bile duct obstruction after injured laparoscopic cholecystectomy	Day 1, Hall 3, 9:30-09:40am
Siew Fung Victor Hau	Hong Kong	EUS-guided Jejunojejunostomy for Malignant Roux Limb Obstruction	Day 1, Hall 3, 9:40-09:50am
Shivam Khare	India	EUS-Guided Embolization of Duodenal Bulb Varix and Collaterals in Left-Sided and Portal Vein Thrombosis-Related Portal Hypertension: A Case Report	Day 1, Hall 3, 9:50-10:00am
Sridhar Sundaram	India	EUS GUIDED OBLITERATION OF SPONTANEOUS ARTERIOPORTAL FISTULA IN A CIRRHOTIC WITH HEMOBILIA	Day 1, Hall 3, 10:00-10:10am
Saurabh Mukewar	India	EUS Guided Colo-Ileal Anastomosis for management of malignant small bowel obstruction	Day 1, Hall 3, 10:10-10:20am

No	Name	Country	Title
1	Dong Kee Jang	South Korea	A Multicenter Randomized Prospective Study Comparing Heparin Wet Suction and Conventional Suction Techniques in EUS-FNB for Solid Pancreatic Masses
2	Shubham Mehta	India	The Natural History of Disconnected Pancreatic Duct: Long Term follow up study of a large cohort
3	Reiko Yamada	Japan	Prevention Strategies for Complications During EUS-guided Hepaticogastrostomy and Hepaticojejunostomy
4	Sridhar Sundaram	India	Clinical Success determines survival in patients undergoing palliation for gastric outlet obstruction using EUS guided gastroenterostomy or Enteral stents
5	Yoonchan Lee	South Korea	EUS-guided ethanol lavage as a novel therapeutic modality for symptomatic simple renal cysts
6	Sung Hyun Cho	South Korea	The efficacy and safety of endoscopic ultrasound-guided hepaticoduodenostomy for drainage of the right biliary system
7	Batmunkh Enkhjargal	Mongolia	Diagnostic Utility of EUS-FNA/B in Pancreatic Lesions: A Single-Center study in Mongolia
8	Kae Fukunishi	Japan	Palliative Radiation Therapy for Tumor-Associated Bleeding at the Choledochojejunostomy Site in Recurrent Duodenal Cancer
9	Yoko Oki	Japan	Safety of Simultaneous ERCP and EUS-FNA in patients with pancreatic cancer presenting with obstructive jaundice
10	Takafumi Kanadani	Japan	Clinical impact of a novel drill dilation device for EUS-guided pancreaticogastrostomy
11	Akihiko Suenaga	Japan	Electrohydraulic lithotripsy for pancreatic stones via an endoscopic ultrasonography-guided pancreatogastrostomy : A report of two cases
12	Shivam Khare	India	Endoscopic Ultrasound guided Liver Biopsy (EUS-LB) vs Percutaneous liver biopsy (PC-LB), The battle of supremacy for liver tissue accusation
13	Ritesh Prajapati	India	Fransen needles for FNA FNB
14	Nobuhiko Hayashi	Japan	Adverse events during and after endoscopic ultrasound-guided celiac ganglia neurolysis/cealic plexus neurolysis (EUS-CGN/CPN)
15	Saurabh Mukewar	India	Endoscopic Ultrasound-Guided Gall Bladder Drainage (EUS-GBD) for symptomatic cholelithiasis
16	Saurabh Mukewar	India	EUS-GUIDED SHEAR WAVE ELASTOGRAPHY OF SPLEEN CAN PREDICT CLINICALLY SIGNIFICANT PORTAL HYPERTENSION IN CIRRHOSIS: Prospective pilot study
17	Saurabh Mukewar	India	SAFETY OF EUS-GUIDED TRANSMURAL BILIARY (CHOLEDOCHAL): DRAINAGE IN PATIENTS WITH BILIARY OBSTRUCTION AND ASCITES
18	Ashutosh Mishra	India	Role of bedside glucometry in pancreatic cystic lesion in differentiating mucinous versus non mucinous cystic lesion.
19	Masatoshi Murakami	Japan	Effectiveness of EUS-guided pancreatic duct drainage for pancreaticojejunostomy anastomotic stricture following pancreaticoduodenectomy
20	Akira Yamamiya	Japan	Validity of Endoscopic Ultrasonography in Diagnosing Early Chronic Pancreatitis: Evaluating Optimal Ultrasound Speed Measurement as a Novel Diagnostic Modality
21	Hiroki Kato	Japan	Synchronous Invasive Ductal Carcinoma and Adenosquamous Carcinoma in Pancreas Bifidum: A Rare Case Report
22	Hai Minh Pham	Vietnam	Endoscopic Ultrasound-Guided Hepaticogastrostomy (EUS-HGS): a Single Center Experience in Vietnam
23	Shubham Mehta	India	EUS-Guided Intervention for disconnected pancreatic duct syndrome: Long term follow up
24	Mariko Fujisawa	Japan	The efficacy and safety of EUS-CDS utilizing anti-reflux metal stent in patients with malignant distal biliary obstruction
25	Yutaka Shimamatsu	Japan	Two Cases of Pancreatic Schwannoma Diagnosed by EUS-FNB
26	Sawan Bopanna	India	Endoscopic Ultrasound Guided(EUS) guided fine needle aspiration(FNA) and fine needle biopsy (FNB) are safe and effective modalities in diagnosis of focal liver lesions – a tertiary centre experience
27	Gunn Huh	South Korea	Utility of Endoscopic Ultrasound-Guided Fine Needle Biopsy for Histological Diagnosis of Type 1 Autoimmune Pancreatitis
28	Gunn Huh	South Korea	Temporal Trends and Long-term Outcomes of Type 2 Autoimmune Pancreatitis: A Single-Center Retrospective Study
29	Sayoko Aihara	Japan	Proposal and Validation of New Diagnostic Criteria for Early Chronic Pancreatitis: Incorporating Weighted Endoscopic Ultrasonographic Findings
30	Gaurav Chawla	India	A case of complicated redo choledochoduodenostomy following migrated CDS SEMS
31	Meng Ying Lin	Taiwan	Contrast-enhanced EUS with quantitative analysis predicts neoadjuvant chemotherapy outcome and helps to tailor regimen in pancreatic adenocarcinoma patients
32	Tung Thanh Nguyen	Vietnam	EUS-Guided Drainage of Pancreatic Pseudocysts: A Single-Center Experience in Vietnam
33	Chang Hyun Kim	South Korea	Role of EUS in differential diagnosis of gallbladder wall thickening: A multi-center retrospective study
34	Nobuhito Hattori	Japan	Technical feasibility and safety of a novel device for simultaneous double guidewire insertion and tract dilation during interventional EUS
35	Pankaj Gupta	India	Outcomes of EUS guided gastrojejunostomy using novel double nasojejunal catheter technique
36	Sanjana Bhagwat	India	EUS Guided Coiling for Management of Refractor7S2-(S)Recurrent Variceal Bleed - A Single Centre Experience
37	Prakash Zacharias	India	EUS guided Gastroenterostomy using a novel double balloon ororentic tube
38	Hung-Yao Lin	Taiwan	Superiority of Endoscopic Ultrasound Guided Hepaticogastrostomy With Antegrade Stenting Over Hepaticogastrostomy Alone for Palliation of Malignant Distal Biliary Obstruction - A Multicenter Study
39	Tatsuya Sato	Japan	Endoscopic ultrasonography-guided treatment of pancreatic diseases in patients with surgically altered anatomy
40	Chi-Ying Yang	Taiwan	Multicenter Experience of Endoscopic Ultrasound-Guided Pancreatic Duct Drainage in Taiwan
41	Masato Hoshikawa	Japan	Technical Advisor-Guided Implementation of EUS-HGS: Outcomes and Learning Curve at a Single Institution
42	Pagavath P Bharathi	India	EUS Guided Therapy for Refractory Rectal Variceal bleed
43	Lee Ho Yin Henry	Hong Kong	Endosonographic guided gallbladder drainage versus percutaneous cholecystostomy in surgically unfit patient with acute cholecystitis: single center propensity score matched analysis
44	Oske Ken	Japan	Five-year follow-up of early chronic pancreatitis from the viewpoint of EUS findings
45	Tae Seung Lee	South Korea	A Feasibility study of a novel stent (Tornado stent) for EUS-guided drainage in pancreatic pseudocysts
46	Hui-Chun Chang	Taiwan	The diagnostic ability and long-term outcome of endoscopic ultrasound-guided fine-needle aspiration (EUS-FNA) in pancreatic cystic lesions (PCLs)
47	Daiki Yamashige	Japan	Metal stent versus plastic stent in endoscopic ultrasound-guided hepaticogastrostomy for unresectable malignant biliary obstruction: A large single-center retrospective comparative study

No	Name	Country	Title
1	Bryan Christopher Co Lao	Philippines	EUS Guided Choledochoduodenostomy (CDS) as a salvage procedure for Failed EUS Rendezvous (RV) Technique and ERCP
2	Hau-Jyun Su	Taiwan	Antegrade Biliary Stenting Added to Endoscopic Ultrasound-guided Hepaticogastrostomy for Recurrent Biliary Obstruction
3	Meng-Shun Sun	Taiwan	Contrast-enhanced harmonic endoscopic ultrasound images of solid-appearing serous cystic neoplasm of pancreas mimics pancreatic neuroendocrine tumor: a case report
4	Sang Hyub Lee	South Korea	Two cases of EUS-guided transmural drainage using novel metal stent (Tornado stent)
5	Lai Ying Leung	India	Stenting of right intra-hepatic ducts following hepaticogastrostomy (HGS) in post distal gastrectomy
6	Azimudin Haja	India	Stenting of right intra-hepatic ducts following hepaticogastrostomy (HGS) in post distal gastrectomy
7	Juan Alfonso Mendoza	Taiwan	Fistulography-Assisted EUS-Guided Pancreatic Drainage for Cannulation of a Non-Dilated Pancreatic Duct in Postoperative Pancreaticocutaneous Fistula: A Case Report
8	Kuan Hui Wu	Taiwan	A case of successful treatment of chronic pancreatitis with pseudocysts formation, using gastrocystostomy and the simultaneous use of metallic and plastic stents.
9	Justin Chung-Yan Chan	Hong Kong	When Surgery Fails: EUS ileocolostomy as a Salvage Therapy for Complete Anastomotic Dehiscence
10	Akashi Fujita	Japan	Advanced imaging technologies in endoscopic ultrasound for optimizing pancreatic evaluation and tissue acquisition
11	Chen-Shuan Chung	Taiwan	Endoscopic Ultrasound for IgG4 Related Disease with Nasopharyngeal Cancer Like Manifestations
12	Chen-Shuan Chung	Taiwan	Endoscopic Ultrasound Guided Gallbladder Drainage and Stone Clearance
13	Chris Jordan Tan Go	Philippines	An Uncommon Complication of Endoscopic Ultrasound Guided - Choledochogastrostomy
14	Chris Jordan Tan Go	Philippines	Utilization of EUS Shear Wave Elastography in Focal Liver Lesion
15	Hsuan-Wei Chen	Taiwan	Symptomatic pancreatic insuloma treated with endoscopic ultrasound guided radiofrequency and ethanol ablation: a case report
16	Shivam Khare	India	EUS guided Hepatico-Duodenostomy and ERCP SEMS: A rescue treatment option in selected type 4 block
17	Saurabh Mukewar	India	EUS guided Glue injection of Aberrant Vessel for Recurrent Hematemesis
18	Saurabh Mukewar	India	EUS guided Hepatico-Gastrostomy followed by Antegrade Digital Cholangioscopy and Laser Lithotripsy for a Large Biliary Stone in Surgically Altered Anatomy
19	Ho Yin Henry Lee	Hong Kong	Endosonographic guided hepaticogastrostomy with B2 puncture for MBO after right hemipatectomy
20	Ho Yin Henry Lee	Hong Kong	A patients with 8 metallic stents for palliative of metastatic Ca pancreas
21	Andrew Kay Sun	Taiwan	EUS-guided Gastroenterostomy (EUS-GE)with antegrade stenting (EUS-HGAS)and hepaticogastrostomy(EUS-HGS)
22	Prakash Zacharias	India	Unexpected event and endoscopic management in EUS guided gastroenterostomy
23	Prakash Zacharias	India	Recurrent groove pancreatitis in an immunocompromised - salvage by EUS guided intervention
24	Chaiti Jayesh Gandhi	India	EUS guided Choledochoduodenostomy: Not a business as usual

Acquire™ S

Endoscopic Ultrasound Fine Needle Biopsy (FNB) Device

**Boston
Scientific**

Advancing science for life™



Ordering Information.

UPN	Product Description	Needle Gauge	Quantity
M00555640	Acquire S EUS FNB	22 Ga	Box 1
M00555660	Acquire S EUS FNB	25 Ga	Box 1

CAUTION: The law restricts these devices to sale by or on the order of a physician. Indications, contraindications, warnings, and instructions for use can be found in the product labelling supplied with each device or at www.IFU-BSCI.com. Products shown for INFORMATION purposes only and may not be approved or for sale in certain countries. This material not intended for use in France. 2024 Copyright © Boston Scientific Corporation or its affiliates. All rights reserved.

ENDO-1850206-AA-MAR2024

Z-EUS IT™

HANAROSTENT®

Endoscopic Ultrasound Electrocautery Enhanced Delivery system



Luer Lock

The luer lock enables the Z-EUS IT™ to be secured to the endoscope, assisting the user with stable procedures

Sheath Lock

Spin Lock

Electrocautery Tip

Electrode Punch Tip (EPT)

Complete coverage of electric metal tip allows quick and smooth access to the targeted area

User Friendly Design


One hand operation is now feasible with compact handle and easy manipulation



◀ ZEUS/IT™ Product Information
www.z-eusmitech.com



◀ Inquire about HANAROSTENT®
www.mitech.co.kr



Marker under Fluoroscopy

ZEON MEDICAL INC.

台灣總代理 明達醫學科技股份有限公司

REN

Biliary Balloon Dilatation Catheter



Features



Dedicated OTW Sheath for 0.025-inch Guidewires
Facilitates greater ease of passing for narrow sections and improved pushability



Blue and White Visual Markers
Provides greater visibility when using an endoscope



Round, Tapered Tip Design
This design helps prevent catching when passing through narrow sections

Lineup

Versatile Product Lineup
Our lineup of REN products are Ideal for EUS-BD as well as biliary dilation

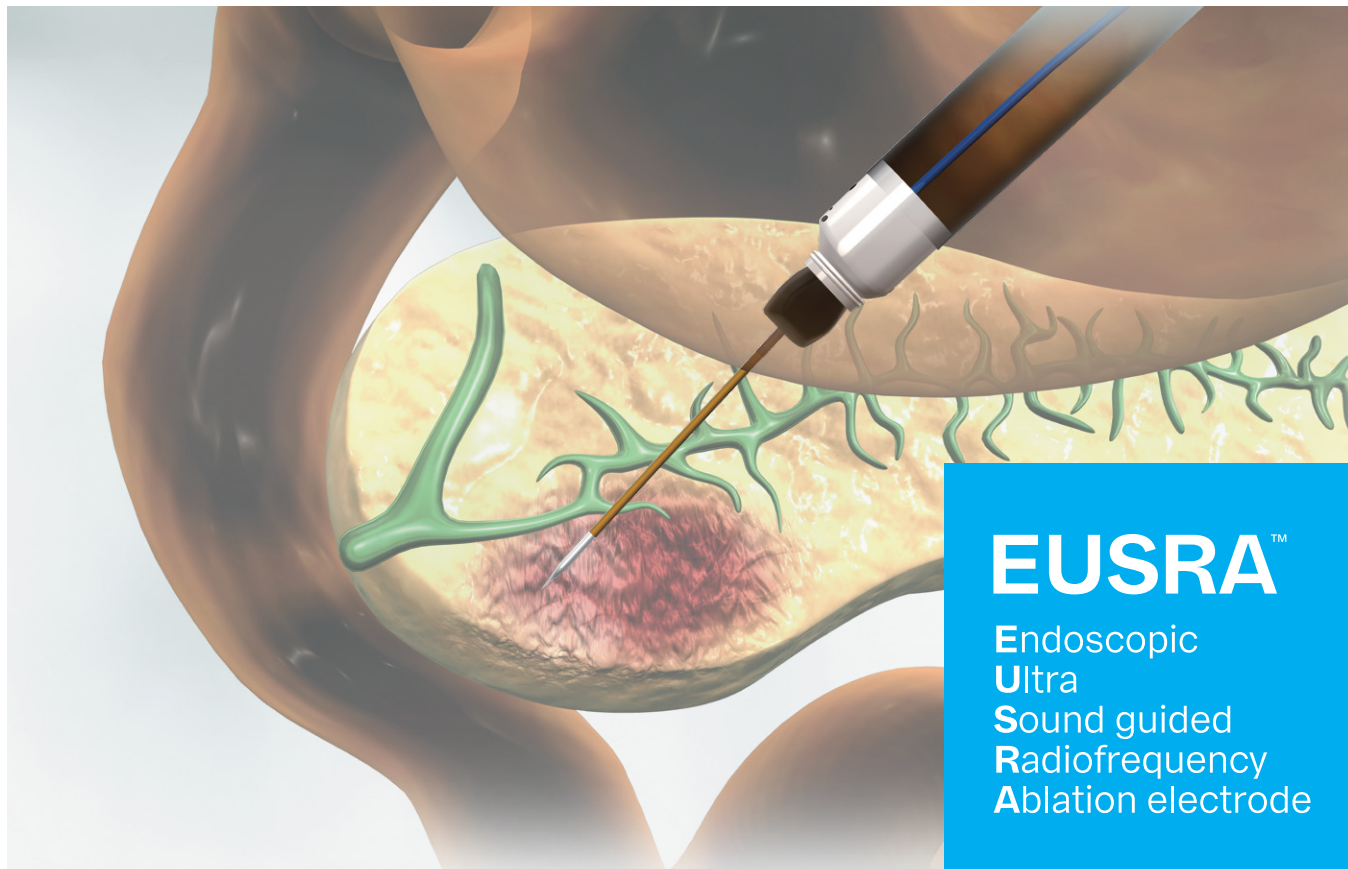
Various uses

Main uses for...

- Duodenal papilla dilatation procedures (EPBD and EPLBD)
- Bile duct dilation
- EUS-BD(fistula dilation)

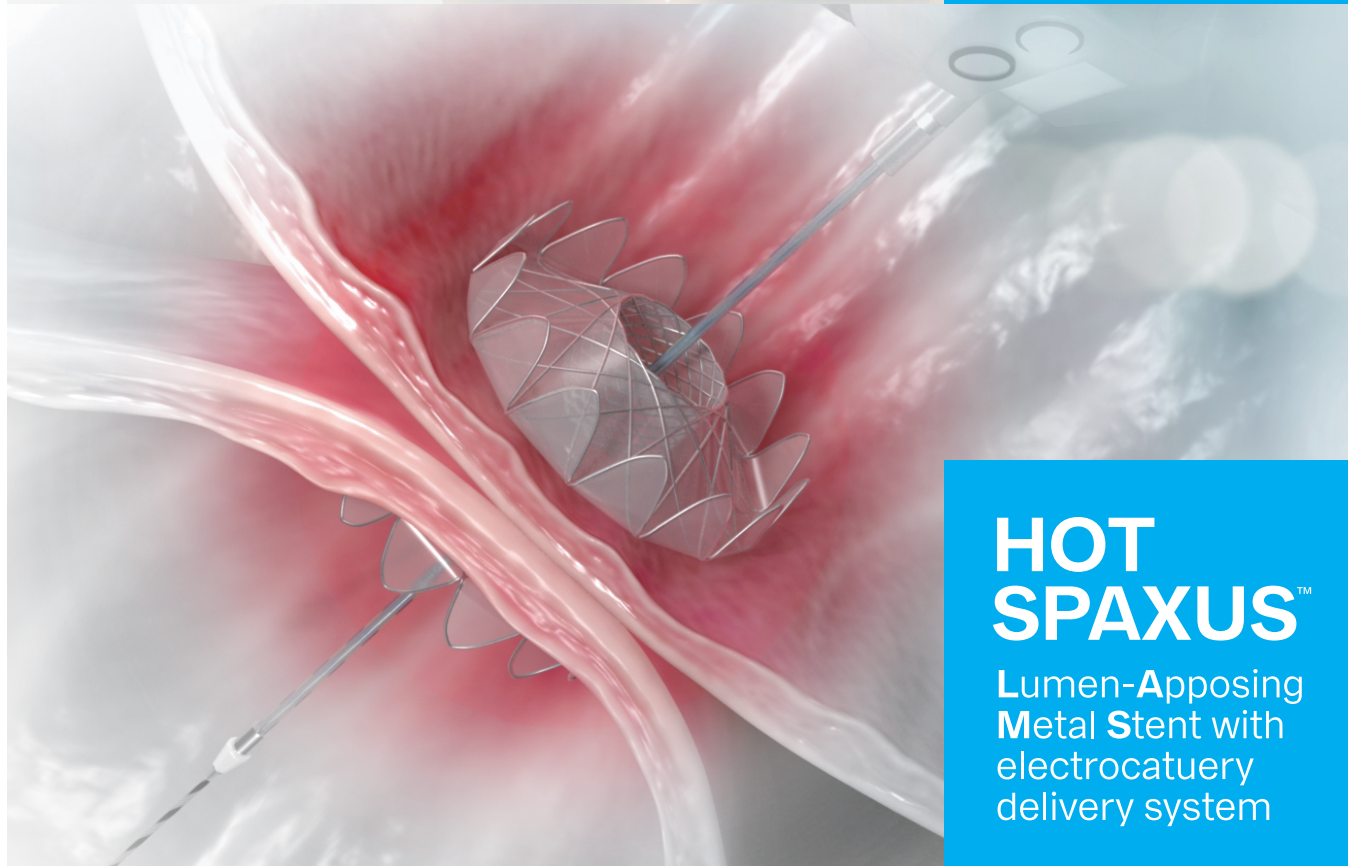
Other uses for...

- Pancreatic duct dilation
- Stent mesh expansion(Stent in stent)
- Rescue for plastic stent migration



EUSRA™

Endoscopic
Ultra
Sound guided
Radiofrequency
Ablation electrode

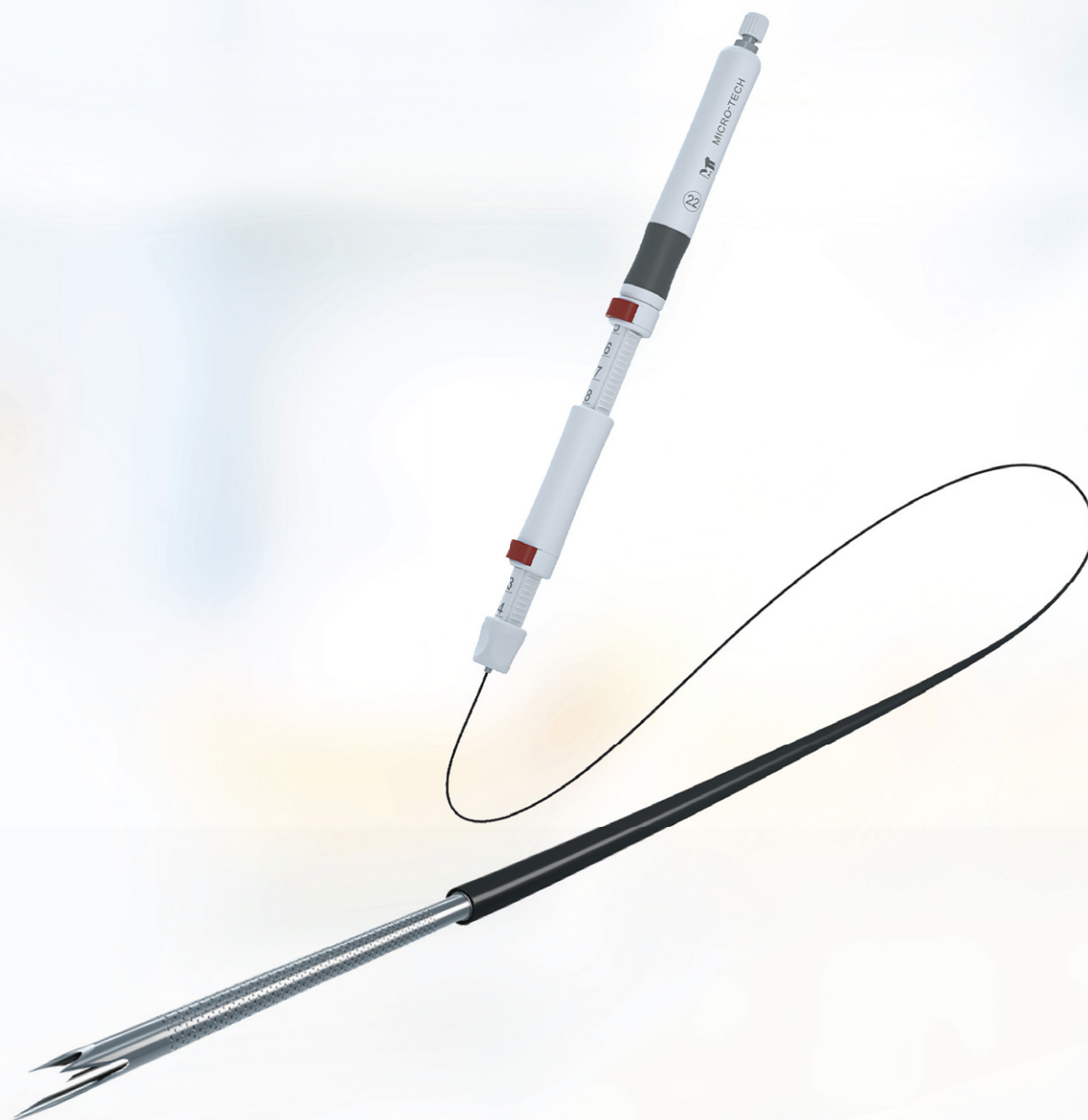


HOT SPAXUS™

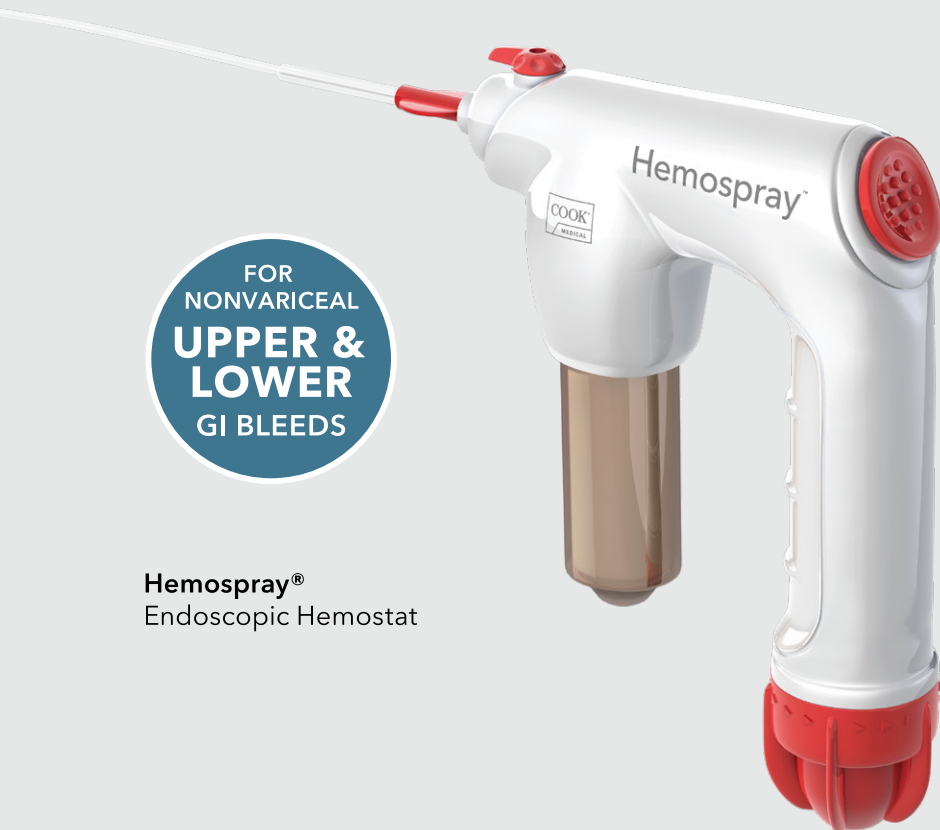
Lumen-Apposing
Metal Stent with
electrocatheter
delivery system

EUS-FNB TRIDENT™ NEEDLE

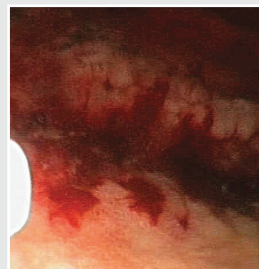
FOR HISTOLOGICAL TISSUE STRUCTURE



A different approach to haemostasis



Hemospray®
Endoscopic Hemostat



Please refer to the product's Instructions for Use (IFU) for full prescribing information, warnings, precautions, contraindications, and potential adverse events.

Images courtesy of Dr John Morris,
Glasgow Royal Infirmary, Glasgow Scotland.

“曲克”和默思內視鏡止血噴霧劑
衛部醫器輸字第036847號
台灣曲克股份有限公司
北衛器廣字第11308006號





Your Premier Solution for
EUS & ERCP diagnosis



Infinity®
ERCP Sampling Device



Moray®
Micro Forceps



Histoguide®
wire-guided forceps



The First and Most
Clinically Proven Cold Snare

台灣總代理：艾柏生科技股份有限公司 (02)2948-7299



艾柏生技



內視鏡的好夥伴
Your Best Endoscopic Ally



The EndoSound® system converts any
endoscope into an EUS endoscope



艾柏生科技股份有限公司 ERA Biotech Enterprise Co., Ltd.

A BenQ Group Company

代理商



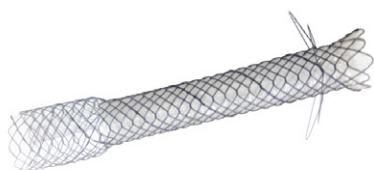
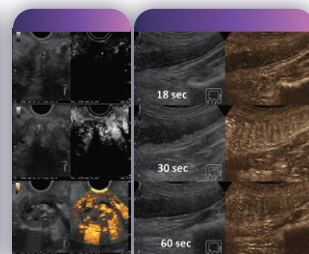
醫影股份有限公司 since 1992
Medical Imaging Corporation



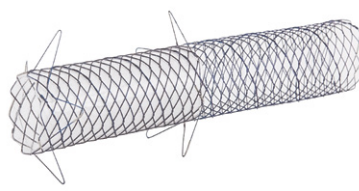
GE HealthCare



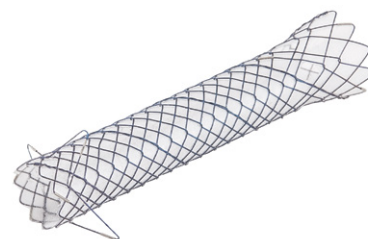
SONAZOID® 立梭影



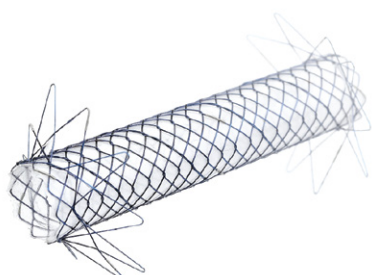
BONASTENT® DEUS



BONASTENT® Hybrid



BONASTENT® SOO



BONASTENT® AL

BONASTENT®



Standard Sci-Tech Inc.

www.standard4u.com



Sandostatin[®] LAR[®]
octreotide / MICROSPHERES FOR INJECTION 善得定[®]

長效緩釋注射劑 20/30 毫克



神經內分泌腫瘤治療的領導品牌

Sandostatin[®] LAR[®] 能有效延遲晚期間腸或原位不明之神經內分泌腫瘤的疾病惡化時間

Sandostatin[®] LAR[®] 為長效儲存型注射劑，適用於胃、腸、胰內分泌系統功能性腫瘤的相關症狀

類癌腫瘤 Carcinoid Tumours

能改善潮紅及腹瀉等臨床症狀，並使血中血清素 (serotonin) 下降及尿中 5-hydroxyindole acetic acid 的排泄量減少

血管活性腸多肽瘤 VIPomas

能緩解嚴重分泌性腹瀉，改善低血鉀，降低血清中的VIP濃度

升糖激素瘤 Glucagonomas

能減少典型的 necrolytic migratory rash 狀況，改善腹瀉、增加患者體重

胃泌素瘤 Gastrinomas

能單獨或配合使用 H2 受體阻斷劑及質子唧筒抑制劑以減少胃酸過度分泌，改善腹瀉、潮紅等症狀

胰島素瘤 Insulinomas

能降低血中胰島素，幫助重建及維持手術患者的術前正常血糖值，並幫助無法手術的良性或惡性腫瘤患者控制血糖有所進步



STRENGTH, BUILT ON EVIDENCE.

善得定長效緩釋注射劑[®] (Sandostatin[®] LAR[®]) 簡易仿單

禁忌症：已知對 octreotide 或對本製品賦形劑之其他成份過敏者。

警語及注意事項：與 Sandostatin LAR 併用，必須調整 β-受體拮抗劑、鈣離子通道抑制劑或控制液體和電解質平衡的製劑的劑量，胰島素和抗糖尿病藥品的劑量也可能需要調整。注意使用在患有胰島素瘤或是糖尿病之病人。定期檢測膽結石，維他命 B12 值減少以及 Schilling 檢驗異常。治療期間，若有必要則應建議具生育能力的女性患者使用合適的避孕方法。極常見不良反應：腹瀉、腹部疼痛、噁心、便秘、胃腸氣脹、頭痛、膽石症、血糖過高、注射部位局部性疼痛。

詳細資訊請掃 QR code 參閱完整仿單 (TW2403218364)



善得定長效緩釋注射劑 20 毫克
(Sandostatin[®] LAR[®] Microspheres For Injection 20mg)
衛署藥輸字第 022657 號



善得定長效緩釋注射劑 30 毫克
(Sandostatin[®] LAR[®] Microspheres For Injection 30mg)
衛署藥輸字第 022655 號

NOVARTIS

台灣諾華股份有限公司

10480 台北市中山區民生東路三段2號8樓

電話：(02) 2322-7777

傳真：(02) 2322-7328

諾華網站：www.novartis.com.tw

使用前請詳閱說明書警語以及注意事項

詳細處方資料備索

北市衛藥廣字第 113110206 號

FA-11295437_20261022

Healthcare Assistant

Health information for general inquiry; vital signs detector to measure body temperature, weight, blood oxygen and sugar levels, heart rate, blood pressure, and other vital signs; remote consultation for nursing assistance.



Disinfection

Portable liquid atomizer, for disinfection or aromatherapy; UV light, kills 99% of viruses and bacteria within 3m.

Odor, Fall & Bed Exit Detection

Data received from the sensors will be transmitted to the backend and temi. Temi will automatically go to the specific location and turn on the camera so that the caregiver can observe and take response actions.



IAQ Monitoring

Sensors used in office, restrooms, carparks · etc., will trigger alerts in the backend system and reflect the location where abnormality is detected, including temperature, humidity, CO2, PM2.5, TVOC, HCHO, NH3, H2S, CO, NO2, etc.

Robocore Technology Limited

Robocore is a professional supplier of comprehensive robotic solutions. headquartered in Hong Kong. The temi robot has been widely used in smart offices, exhibition halls, buildings, government affairs, senior care, medical care, supermarkets and retail, museums, education, hotels and other commercial fields in more than 30 countries and regions, and has brought groundbreaking user experience and commercial value.

EMAIL: info@robocore.ai

TEL: +852 2756 5118

WEBSITE: www.robocore.ai





SEE YOU IN
2027!

OLYMPUS®

Your Vision, Our Future

EV S LUCERA ULTRASOUND GASTROV DEOSCOPE

GF UCT260¹



*Offering increased imaging depth,
this scope's new curved linear array transducer
lets you step up to the next level
in ultrasound imaging and performance*

EVIS EUS Ultrasound Gastrointestinal Videoscope

GF-UE290

The Next Stage of Ultrasound Endoscopy

